



COUNTY OF SAN DIEGO INVESTMENT POOL
TREASURY INVESTMENT RESULTS

Oct
2022

TABLE OF CONTENTS

03	Summary Portfolio Statistics
04	Participant Cash Balances
05	Investment Fund Participants
06	Asset Allocation
06	Asset Credit Quality
08	Appendix
	08 - Investment Policy Compliance Report
	09 - Investment Inventory Report
	32 - Investment Transaction Report

Note: The Information provided, including all charts, tables, graphs and numerical representations, are provided to readers solely as a general overview of the economic and market conditions which the Treasurer utilizes in making investment decisions.

SUMMARY PORTFOLIO STATISTICS

County of San Diego Pooled Money Fund

As of October 31, 2022

Investment Type	Par Value	Book Value	Market Value	% of Portfolio	Market Price	Days To Maturity	YTM	Accrued Interest	Unrealized Gain/Loss
ABS	760,404,592	758,899,721	733,277,734	6.07%	96.43	1365	2.58%	836,047	(25,621,987)
Agency	3,320,188,000	3,319,041,028	3,050,647,998	25.30%	91.88	902	1.14%	9,751,103	(268,393,030)
Bank Deposit	12,945,475	12,945,475	12,945,475	0.11%	100.00	0	2.03%	-	-
Commercial Paper	1,885,715,000	1,871,546,447	1,871,546,447	15.47%	99.25	73	3.35%	-	-
Corporate	433,682,000	435,175,983	408,785,382	3.40%	94.26	657	1.66%	2,312,947	(26,390,601)
LAIF	2,086	2,086	2,086	0.00%	100.00	0	1.84%	3	-
Local Gov Investment Pool	375,536,480	375,536,480	375,536,480	3.10%	100.00	0	3.21%	-	-
Money Market Fund FI	67,500,010	67,500,010	67,500,010	0.56%	100.00	0	2.88%	-	-
Municipal Bonds	515,000,000	514,654,851	483,287,414	4.02%	93.84	869	1.65%	2,423,477	(31,367,437)
Negotiable CD	2,744,000,000	2,744,000,000	2,728,299,851	22.72%	99.43	179	3.60%	19,733,025	(15,700,149)
Supranationals	981,708,000	984,088,343	923,982,570	7.67%	94.12	653	1.37%	3,271,541	(60,105,772)
US Treasury	1,535,000,000	1,524,629,599	1,399,016,489	11.59%	91.14	953	1.14%	3,549,401	(125,613,110)
Total for October 2022	12,631,681,642	12,608,020,021	12,054,827,935	100%	95.43	580	2.22%	41,877,545	(553,192,086)
Total for September 2022	11,517,133,525	11,500,119,592	10,974,939,342	100.00%	95.29	628	1.80%	35,033,822	(525,180,249)
Change from Prior Month	1,114,548,117	1,107,900,428	1,079,888,592		0.14	(47)	0.42%	6,843,723	(28,011,837)
Portfolio Effective Duration	1.39								
Return Information	Monthly Return	Annualized	Fiscal Year To Date Return	Annualized	Calendar YTD Return	Annualized			
Book Value	0.16%	1.91%	0.58%	1.75%	1.00%	1.20%			

Notes

Yield to maturity (YTM) is the estimated rate of return on a bond given its purchase price, assuming all coupon payments are made on a timely basis and reinvested at this same rate of return to the maturity date. Weighted Days to Maturity is average time it takes for securities in a portfolio to mature, weighted in proportion to the dollar amount that is invested in the portfolio. Yields for the portfolio are aggregated based on the book value of each security.

Monthly Investment Returns are reported gross of fees. Administration fees since fiscal year 17-18 have averaged approximately 7 basis points per annum. **All Investments held during the month of October 2022 were in compliance with the Investment Policy dated March 1, 2022. The County Treasurer believes the Treasury Investment Pool contains sufficient cash flow from liquid and maturing securities, bank deposits, and incoming cash to meet the next six months of expected expenditures.

While Safety, Liquidity, and Yield remain the Fund's primary investment objectives, all else being equal and acting under statutory investment limitations, the County Treasurer affirms his/her commitment to the consideration of ESG criteria in evaluating securities. Sustainalytics, a Morningstar Company, provides high-quality, analytical environmental, social and governance (ESG) research, ratings and data to institutional investors and companies. Using Sustainalytics scoring, which is available on Bloomberg, the Pool had a weighted average MTN/CP/CD score of 20.81 as of 10/31/22, placing it in the "Medium Risk" category. Sustainalytics' ratings categories are: negligible (0-9.99), low (10-19.99), medium (20-29.99), high (30-39.99) and severe (40+).

PARTICIPANT CASH BALANCES

County of San Diego Pooled Money Fund

As of October 31, 2022

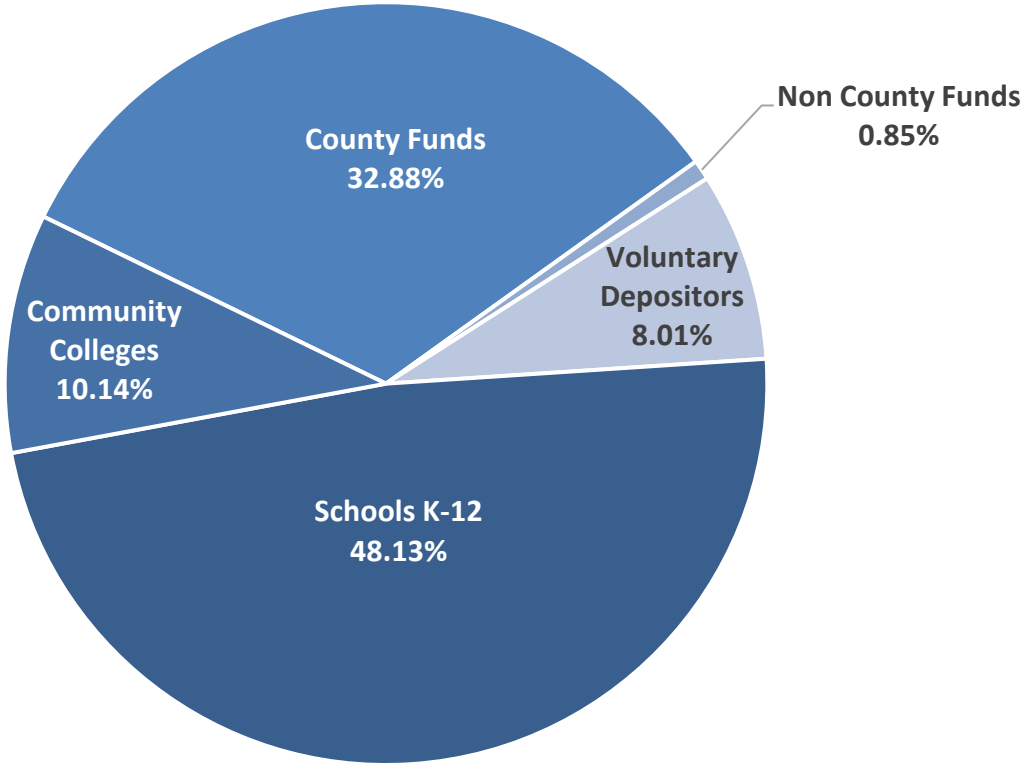
(\$000)

PARTICIPANT	FMV 08/31/22	FMV 09/30/22	FMV 10/31/22	% of Total	PARTICIPANT	FMV 08/31/22	FMV 09/30/22	FMV 10/31/22	% of Total
COUNTY	1,584,970	1,549,094	2,094,850	17.38%	Lakeside FPD	9,329	9,125	8,252	0.07%
COUNTY - SPECIAL TRUST FUNDS	1,839,572	1,849,445	1,868,007	15.50%	Leucadia Wastewater District	2,929	993	998	0.01%
NON-COUNTY INVESTMENT FUNDS	137,456	108,218	102,145	0.85%	Lower Sweetwater FPD	526	524	526	0.00%
SCHOOLS - (K THRU 12)	5,361,904	5,252,374	5,801,921	48.13%	Metropolitan Transit System	65,552	88,670	98,439	0.82%
					Mission Resource Conservation District	113	112	113	0.00%
COMMUNITY COLLEGES					North County Transit District	29,421	31,967	32,026	0.27%
San Diego	180,016	193,054	191,630	1.60%	North County Cemetery District	9,034	8,669	8,763	0.07%
Grossmont-Cuyamaca	192,858	195,834	198,708	1.65%	North County Dispatch	5,050	4,692	5,064	0.04%
MiraCosta	268,538	248,621	237,579	1.97%	North County FPD	4,146	4,640	4,084	0.03%
Palomar	246,858	251,464	246,613	2.05%	Otay Water District	54,723	42,713	28,532	0.24%
Southwestern	357,163	350,030	348,409	2.89%	Palomar Health	0	0	0	0.00%
Total Community Colleges	1,245,433	1,239,003	1,222,939	10.14%	Pomerado Cemetery District	2,336	2,218	2,185	0.02%
FIRST 5 COMMISSION	43,618	38,210	35,800	0.30%	Public Agencies Self-Insurance System	3,404	3,368	3,374	0.03%
SDCERA	7,738	7,542	7,543	0.06%	Ramona Cemetery District	971	1,084	1,066	0.01%
CITIES					Rancho Santa Fe FPD	9,991	8,797	7,960	0.07%
Chula Vista	31,042	30,712	30,730	0.25%	Resource Conservation District of Greater SD*	0	0	0	0.00%
Coronado	86,749	85,830	81,707	0.68%	Rincon del Diablo Municipal Water District	6,644	6,574	6,586	0.05%
Del Mar	2,696	2,667	2,672	0.02%	SANDAG	34,760	29,824	27,576	0.23%
Encinitas	1,185	1,173	1,175	0.01%	SD County Regional Airport Authority	335,778	324,338	326,737	2.71%
National City	35,364	34,989	35,054	0.29%	San Diego Housing Commission	21,543	21,314	21,354	0.18%
Oceanside*	0	0	0	0.00%	San Diego Geographic Information Source	595	413	291	0.00%
Solana Beach*	0	0	0	0.00%	San Diego Law Library	5,354	5,207	6,850	0.06%
Vista	1,228	72	77	0.00%	San Diego Local Agency Formation Comm	2,590	2,696	2,643	0.02%
INDEPENDENT AGENCIES					San Diego Regional Training Center	1,099	877	867	0.01%
Air Pollution Control District	92,886	88,917	91,197	0.76%	San Dieguito River Park	323	827	1,018	0.01%
Alpine FPD	2,322	1,960	1,695	0.01%	San Marcos FPD	1	1	1	0.00%
Bonita-Sunnyside FPD	5,793	5,278	5,345	0.04%	San Miguel Consolidated FPD	21,350	19,677	18,521	0.15%
Borrego Springs FPD	1,118	963	860	0.01%	Santa Fe Irrigation District	4,386	4,339	4,347	0.04%
Canebrake County Water District	53	53	53	0.00%	Upper San Luis Rey Resource Conserv Dist	87	86	86	0.00%
Deer Springs FPD	13,151	13,005	13,035	0.11%	Vallecitos Water District	5,387	5,330	5,340	0.04%
Grossmont Healthcare District	2	2	2	0.00%	Valley Center FPD	2,150	1,496	1,410	0.01%
Julian-Cuyamaca FPD	23	22	1	0.00%	Valley Center Cemetery District	457	453	454	0.00%
Lake Cuyamaca Rec & Park District	279	229	182	0.00%	Valley Center Water District	29,964	29,162	27,333	0.23%
					Vista FPD	5,049	4,995	5,042	0.04%
					Whispering Palms Community Services District*	0	0	0	0.00%
					Total Voluntary Participants	1,000,291	976,805	964,966	8.01%
					Pooled Money Fund Total	\$ 11,169,626	\$ 10,974,939	\$ 12,054,828	100.00%

* Footnote: The Oracle ending balances for these pool participants are under \$500. Due to rounding, the FMV will show as zero even though there is an Oracle balance.

INVESTMENT FUND PARTICIPANTS

County of San Diego Pooled Money Fund
As of October 31, 2022

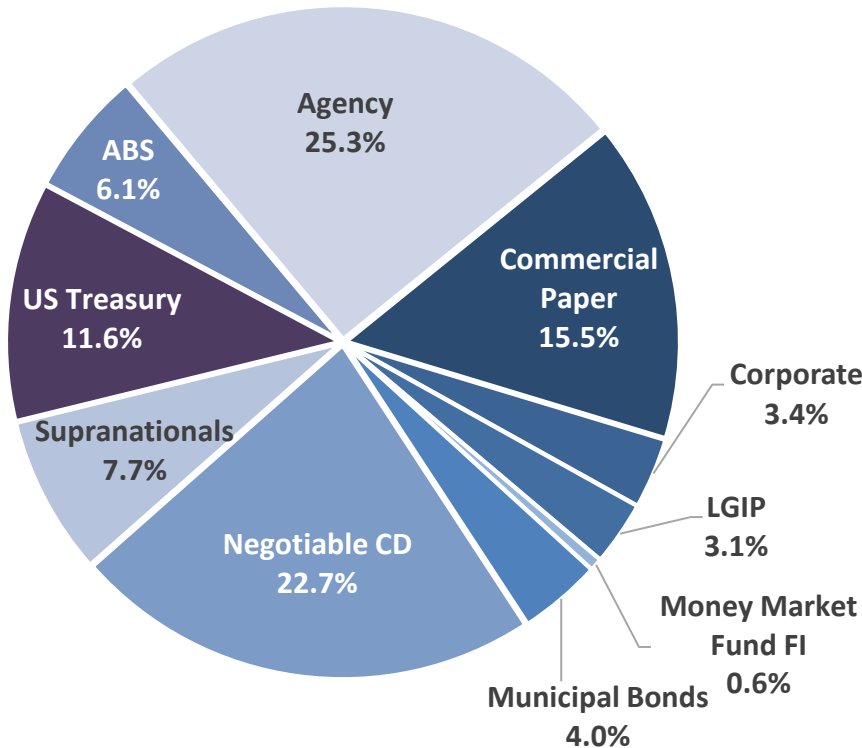


*Totals may not add to 100% due to rounding

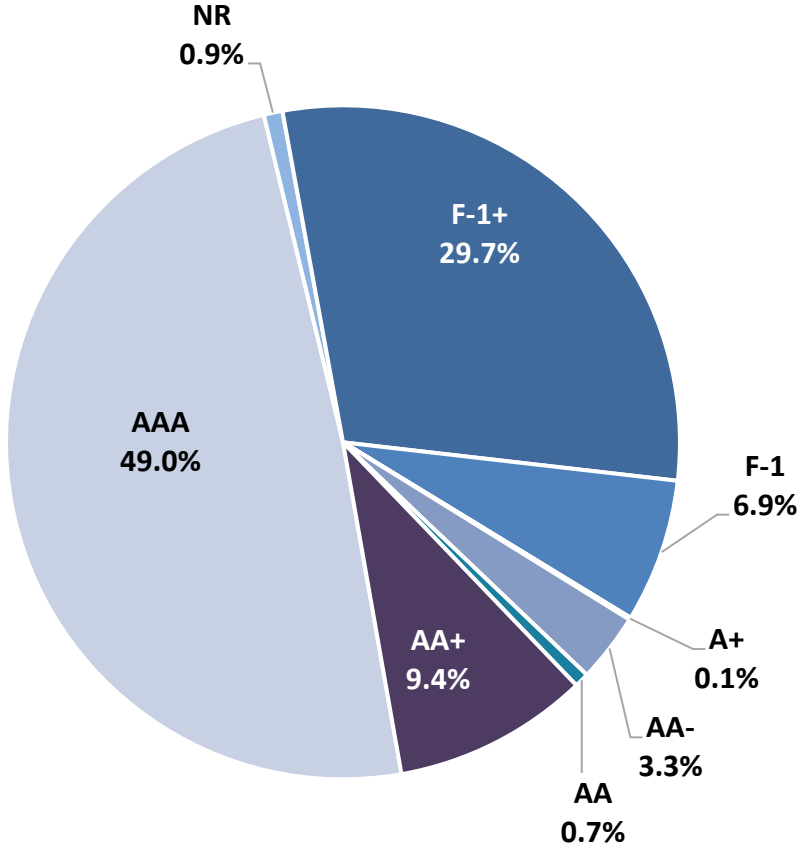
INVESTMENT FUND OVERVIEW

County of San Diego Pooled Money Fund As of October 31, 2022

ASSET ALLOCATION



CREDIT QUALITY**



Note: Totals in both charts may not add to 100% due to rounding.

**If a security is not rated by Fitch, the report uses the lowest rating provided by either Moody's or Standard and Poor's using the Fitch scale.



APPENDIX



INVESTMENT POLICY COMPLIANCE REPORT

County of San Diego Pooled Money Fund As of October 31, 2022

Category	Standard	Comment
U.S. Treasury Issues	No limitations; Issued at the Federal level; Obligations are bills, notes, and bonds issued by the Treasury and are direct obligations of the Federal Government	Complies
Federal Agencies	35% max per Agency issuer; Issued at the Federal level; Agency obligations are notes and bonds of the federal agencies and government sponsored enterprise, including: FNMA, FHLB, FFCB, FHLMC, GNMA, TVA	Complies
Supranational Obligations	30% max; 10% max per issuer; "AA" rated or higher by at least one NRSRO; USD denominated senior unsecured unsubordinated obligations; Issued or unconditionally guaranteed by IBRD, IFC, or IADB	Complies
Municipal Securities (Local Agency & State Obligations)	30% max; 10% max per issuer; Minimum Credit Requirements: a) For securities with maturities 13 months or less, the rating must be in the highest short-term rating category by at least one NRSRO; b) For securities with maturities greater than 13 months, the rating must be "A" or higher by at least one NRSRO	Complies
Corporate Medium Term Notes	30% max; 10% max per issuer (inclusive of any other non-MTN investments with said issuer); Minimum Credit Requirements: a) For securities with maturities 13 months or less, the rating must be in the highest short-term rating category by at least one NRSRO; b) For securities with maturities greater than 13 months, the ratings must be "A" or higher by at least one NRSRO	Complies
Pass-Through Securities	20% max; 10% max per issuer; "AA" rated or higher by at least one NRSRO; Limited to equipment lease-backed certificates, consumer receivable pass-through certificates, or consumer receivable-backed bonds	Complies
Negotiable Certificates of Deposit (NCD)	30% max; 10% max per issuer (inclusive of any other non-NCD investments with said issuer); Minimum Credit Requirements: a) For securities with maturities 13 months or less, the rating must be in the highest short-term rating category by at least one NRSRO; b) For securities with maturities greater than 13 months, the ratings must be "A" or higher by at least one NRSRO; 5 years max maturity of an NCD Security; 13 months max maturity of any FDIC insured CDs	Complies
FDIC & NCUA Insured Deposits	5% max; 5 max per issuer; 13 months max maturity; There is no minimum credit requirement of FDIC or NCUA insured deposit accounts whether directly placed or placed through a private sector entity; The full amount of deposit and the interest that may accrue on each deposit shall at all times be insured by the FDIC or NCUA	Complies
Collateralized Certificates of Deposit	5% max; 5 max per issuer; 13 months max maturity; Deposit may not exceed the total of the paid-in capital and surplus of a depository; The depository must maintain securities with a market value of at least 10% in excess of the total amount of the Fund's deposits; The County Treasurer may waive the first \$250,000 of collateral for each depository, so long as the amount is insured by an agency of the Federal Government; Institutions at or above the highest short-term rating category by at least one NRSRO may pledge mortgage-based collateral for County deposits	Complies
Banker's Acceptances	40% max; 5% max per issuer; 180 days max maturity; Highest short-term rating category by at least one NRSRO	Complies
Commercial Paper	40% max; 10% max per issuer (inclusive of any other non-CP investments with said issuer); 270 days max maturity; Highest short-term rating category by at least one NRSRO	Complies
Money Market Mutual Funds	20% max; 10% max per fund; Highest rating category by at least two NRSROs; or Retained an investment adviser registered or exempt from SEC registration with > 5 years experience managing money market mutual funds with AUM >\$500 million; The purchase price of the mutual fund shall not include any commission	Complies
Local Government Investment Pool (LGIP)	5% max; Highest rating category by at least one NRSRO; Investments consist of (i) shares of beneficial interest issued by a joint powers authority (JPA) or (ii) the Local Agency investment Fund (LAIF); Invest in LGIPs that comply with California Government Code and all relevant sections of the Investment Policy and are managed to maintain a stable NAV.	Complies
Repurchase Agreements	40% max; 10% max exposure per broker-dealer when the dollar-weighted average maturity is >5 days or 15% of the fund when the dollar-weighted average maturity is 5 days or less; 1 year max maturity; Collateral eligible for repurchase agreements maturing from 7 days to 1 year shall be Treasury and Agency Obligations	Complies
Reverse Repurchase Agreements	20% max; 10% max per broker/dealer; 92 days max maturity if a securities lending loan, unless the agreement includes a written guarantee of a minimum earning or spread for the entire period of the RFP	Complies
Securities Lending	20% max exposed to securities lending and/or Reverse Repurchase Agreements; 10% max per loan with a single counterparty at any one time; 92 days max maturity; Loans must be secured by cash collateral or securities and maintained at a value of at least equal to 102% of the market value of the securities loan	Complies
Covered Call Option/Put Option	10% max; 90 days max maturity	Complies
Prohibited	Inverse floaters; Ranges notes, Interest-only strips from pool of mortgages; Any security that could result in zero interest accrual	Complies
Credit Rating Policy	For securities with maturities 13 months or less, the rating must be in the highest short-term rating category by at least one NRSRO; For securities with maturities greater than 13 months, the ratings must be "A" or higher by at least one NRSRO	Complies
Duration	2 years maximum effective duration	Complies
Maturity	5 years maximum maturity with shorter limitations specified for certain types of securities; At least 35% of the Fund maturing within 1 year; At least 15% of the Fund maturing within 90 days	Complies

*Complied at time of purchase

INVESTMENT INVENTORY – MARKET VALUE

County of San Diego Pooled Money Fund

As of October 31, 2022

CUSIP	Security Description	Par Value/Units	Purchase Date Book Yield	Cost Value Book Value	Mkt Price Mkt YTM	Market Value Accrued Int.	% of Port. Gain/Loss	Moody/S&P Fitch	Maturity Duration
ABS									
43815NAC8	Honda Auto Receivables Trust 2019-3 A3 1.780% Due 08/15/2023	633,470.98	08/27/2019 1.79%	633,465.72 633,470.98	99.89 4.78%	632,797.61 501.15	0.01% (673.37)	Aaa / AAA NR	0.79 0.04
65479HAC1	Nissan Auto Receivables Trust 2019-B A3 2.500% Due 11/15/2023	428,741.26	05/28/2019 2.53%	428,644.32 428,718.75	99.93 4.56%	428,429.49 476.38	0.00% (289.26)	Aaa / NR AAA	1.04 0.04
47788UAB8	John Deere Owner Trust 2021-A A2 0.200% Due 12/15/2023	290,923.76	03/10/2021 0.21%	290,891.03 290,923.01	99.82 5.12%	290,413.77 25.86	0.00% (509.24)	Aaa / NR AAA	1.12 0.04
89233MAD5	Toyota Auto Receivables Owners 2019-D A3 1.920% Due 01/16/2024	2,121,879.52	11/13/2019 1.93%	2,121,726.32 2,121,873.54	99.63 4.47%	2,114,017.96 1,810.67	0.02% (7,855.58)	Aaa / AAA NR	1.21 0.15
43813VAC2	Honda Auto Receivables 2019-4 A3 1.830% Due 01/18/2024	4,226,260.94	11/26/2019 1.84%	4,225,507.83 4,226,209.82	99.48 4.42%	4,204,128.01 2,792.85	0.03% (22,081.81)	NR / AAA AAA	1.22 0.20
05588CAC6	BMW Vehicle Owner Trust 2019-A A3 1.920% Due 01/25/2024	224,536.05	09/18/2019 1.93%	224,505.87 224,527.51	99.77 5.58%	224,022.53 71.85	0.00% (504.98)	NR / AAA AAA	1.24 0.06
44891JAC2	Hyundai Auto Receivables Trust 2019-B A3 1.940% Due 02/15/2024	353,368.37	11/06/2019 1.95%	353,352.08 353,368.37	99.90 4.70%	353,001.57 304.68	0.00% (366.80)	NR / AAA AAA	1.29 0.04
44933LAB9	Hyundai Auto Receivables Trust 2021-A A2 0.230% Due 02/15/2024	662,406.83	04/28/2021 0.24%	662,340.59 662,405.19	99.85 4.55%	661,386.03 67.71	0.01% (1,019.16)	NR / AAA AAA	1.29 0.04
36257PAD0	GM Financial Securitized Auto 2019-3 A3 2.180% Due 04/16/2024	1,120,126.99	07/10/2020 0.25%	1,147,211.31 1,120,126.99	99.89 4.32%	1,118,871.33 1,017.45	0.01% (1,255.66)	NR / AAA AAA	1.46 0.05
43813RAC1	Honda Auto Receivables 2020-1 A3 1.610% Due 04/22/2024	5,253,755.71	02/26/2020 1.62%	5,252,725.97 5,253,390.52	99.04 4.62%	5,203,345.87 2,349.60	0.04% (50,044.65)	Aaa / NR AAA	1.48 0.32
44934KAB0	Hyundai Auto Receivables Trust 2021-B A2 0.240% Due 05/15/2024	10,633,593.12	07/20/2021 0.25%	10,632,628.66 10,633,412.82	99.36 4.47%	10,565,039.20 1,134.25	0.09% (68,373.62)	NR / AAA AAA	1.54 0.15
89239BAB7	Toyota Auto Receivables Trust 2021-C A2 0.200% Due 05/15/2024	9,481,017.48	09/27/2021 0.21%	9,480,300.72 9,480,599.06	98.92 5.09%	9,378,394.95 842.76	0.08% (102,204.11)	Aaa / AAA NR	1.54 0.22
47789QAB6	John Deere Owner Trust 2021-B A2 0.250% Due 06/17/2024	5,754,097.54	07/13/2021 0.25%	5,753,967.49 5,754,059.29	98.87 4.93%	5,689,323.66 639.34	0.05% (64,735.63)	Aaa / NR AAA	1.63 0.24
65479JAD5	Nissan Auto Receivables Owner 2019-C A3 1.930% Due 07/15/2024	2,222,318.98	10/23/2019 1.94%	2,222,201.64 2,222,276.72	99.53 4.54%	2,211,829.61 1,906.26	0.02% (10,447.11)	Aaa / AAA NR	1.71 0.18
47789KAC7	John Deere Owner Trust 2020-A A3 1.100% Due 08/15/2024	3,795,318.01	03/11/2020 1.11%	3,795,086.12 3,795,224.42	98.94 4.68%	3,754,977.57 1,855.49	0.03% (40,246.85)	Aaa / NR AAA	1.79 0.30
345286AB4	Ford Credit Auto Owner Trust 2022-A A2 0.730% Due 09/15/2024	6,224,385.49	01/20/2022 0.74%	6,223,936.09 6,224,171.25	98.67 4.78%	6,141,887.48 2,019.47	0.05% (82,283.77)	NR / AAA AAA	1.88 0.33
36258NAC6	GM Financial Securitized Auto 2020-1 A3 1.840% Due 09/16/2024	2,771,923.33	01/15/2020 1.86%	2,771,270.54 2,771,895.77	99.30 4.91%	2,752,408.99 2,125.14	0.02% (19,486.78)	Aaa / AAA NR	1.88 0.23

INVESTMENT INVENTORY – MARKET VALUE

County of San Diego Pooled Money Fund

As of October 31, 2022

CUSIP	Security Description	Par Value/Units	Purchase Date Book Yield	Cost Value Book Value	Mkt Price Mkt YTM	Market Value Accrued Int.	% of Port. Gain/Loss	Moody/S&P Fitch	Maturity Duration
41284UAD6	Harley-Davidson Motorcycle Tr 2020-A A3 1.870% Due 10/15/2024	829,499.73	01/29/2020 1.89%	829,318.82 829,424.67	99.59 4.77%	826,113.71 689.41	0.01% (3,310.96)	Aaa / AAA NR	1.96 0.14
44935FAB0	Hyundai Auto Receivables Trust 2021-C A2A 0.360% Due 10/15/2024	13,589,382.03	11/17/2021 0.37%	13,588,591.13 13,589,071.17	98.64 4.71%	13,404,607.20 2,174.30	0.11% (184,463.97)	NR / AAA AAA	1.96 0.31
362554AB3	GM Financial Securitized Term 2021-4 A2 0.280% Due 11/18/2024	4,075,236.52	10/21/2021 0.29%	4,074,978.56 4,075,131.79	98.75 4.72%	4,024,145.20 475.44	0.03% (50,986.59)	Aaa / AAA NR	2.05 0.28
89236XAC0	Toyota Auto Receivables 2020-D A3 0.350% Due 01/15/2025	4,050,745.12	10/13/2020 0.36%	4,049,990.47 4,050,353.96	98.20 4.48%	3,977,795.29 630.12	0.03% (72,558.67)	NR / AAA AAA	2.21 0.43
89238FAB9	Toyota Auto Receivables OT 2022-B A2A 2.350% Due 01/15/2025	6,050,591.85	04/13/2022 2.37%	6,050,328.04 6,050,419.76	98.53 6.08%	5,961,678.40 6,319.51	0.05% (88,741.36)	Aaa / AAA NR	2.21 0.39
43813GAC5	Honda Auto Receivables Trust 2021-1 A3 0.270% Due 04/21/2025	10,735,255.78	02/24/2021 0.27%	10,735,059.33 10,735,167.11	96.91 5.40%	10,403,965.79 805.14	0.09% (331,201.32)	Aaa / NR AAA	2.47 0.60
41284YAB2	Harley-Davidson Motorcycle 2022-A A2a 2.450% Due 05/15/2025	2,821,281.76	04/20/2022 2.46%	2,821,269.63 2,821,273.55	98.88 5.84%	2,789,787.79 3,072.06	0.02% (31,485.76)	Aaa / AAA NR	2.54 0.33
362585AB7	GM Financial Securitized ART 2022-2 A2 2.520% Due 05/16/2025	8,603,940.13	04/13/2022 2.54%	8,603,686.31 8,603,770.09	98.62 5.34%	8,485,446.67 9,034.14	0.07% (118,323.42)	Aaa / AAA NR	2.54 0.49
34532NAC9	Ford Credit Auto Owners Trust 2021-A A3 0.300% Due 08/15/2025	19,512,188.60	02/17/2021 0.30%	19,510,543.72 19,511,427.77	96.88 5.04%	18,902,491.24 2,601.63	0.16% (608,936.53)	Aaa / AAA NR	2.79 0.66
36260KAC8	GM Financial Securitized Auto 2020-4 A3 0.380% Due 08/18/2025	5,038,345.77	10/14/2020 0.39%	5,037,269.09 5,037,913.89	97.31 5.18%	4,902,738.69 797.74	0.04% (135,175.20)	NR / AAA AAA	2.80 0.56
47788UAC6	John Deere Owner Trust 2021-A A3 0.360% Due 09/15/2025	4,000,000.00	03/10/2021 0.37%	3,999,231.20 3,999,582.57	95.74 5.80%	3,829,540.04 640.00	0.03% (170,042.53)	Aaa / NR AAA	2.88 0.78
44933LAC7	Hyundai Auto Receivables Trust 2021-A A3 0.380% Due 09/15/2025	11,000,000.00	04/28/2021 0.38%	10,998,842.80 10,999,416.72	96.19 5.69%	10,580,988.00 1,857.78	0.09% (418,428.72)	NR / AAA AAA	2.88 0.72
43815EAC8	Honda Auto Receivables 2021-3 A3 0.410% Due 11/18/2025	10,500,000.00	08/25/2021 0.41%	10,499,846.70 10,499,902.91	94.56 5.60%	9,929,157.00 1,554.58	0.08% (570,745.91)	NR / AAA AAA	3.05 1.06
89239BAC5	Toyota Auto Receivables Trust 2021-C A3 0.430% Due 01/15/2026	24,000,000.00	09/27/2021 0.43%	23,998,087.20 23,998,755.43	94.62 5.20%	22,707,744.00 4,586.67	0.19% (1,291,011.43)	Aaa / AAA NR	3.21 1.14
43815GAC3	Honda Auto Receivables Trust 2021-4 A3 0.880% Due 01/21/2026	15,500,000.00	11/24/2021 0.89%	15,496,732.60 15,497,675.60	94.28 5.08%	14,613,524.00 3,788.89	0.12% (884,151.60)	Aaa / NR AAA	3.23 1.38
47789QAC4	John Deere Owner Trust 2021-B A3 0.520% Due 03/16/2026	7,000,000.00	07/13/2021 0.52%	6,999,375.60 6,999,594.82	94.20 5.19%	6,594,161.00 1,617.78	0.05% (405,433.82)	Aaa / NR AAA	3.38 1.26
89238JAC9	Toyota Auto Receivables Trust 2021-D A3 0.710% Due 04/15/2026	8,500,000.00	11/15/2021 0.71%	8,499,818.95 8,499,872.44	94.14 5.17%	8,002,087.00 2,682.22	0.07% (497,785.44)	NR / AAA AAA	3.46 1.33
44935FAD6	Hyundai Auto Receivables Trust 2021-C A3 0.740% Due 05/15/2026	11,000,000.00	11/17/2021 0.75%	10,997,544.80 10,998,286.67	93.95 5.38%	10,334,390.00 3,617.78	0.09% (663,896.67)	NR / AAA AAA	3.54 1.32

INVESTMENT INVENTORY – MARKET VALUE

County of San Diego Pooled Money Fund As of October 31, 2022

CUSIP	Security Description	Par Value/Units	Purchase Date Book Yield	Cost Value Book Value	Mkt Price Mkt YTM	Market Value Accrued Int.	% of Port. Gain/Loss	Moody/S&P Fitch	Maturity Duration
43815BAC4	Honda Auto Receivables Trust 2022-1 A3 1.880% Due 05/15/2026	21,000,000.00	02/23/2022 1.89%	20,996,841.60 20,997,515.14	94.65 5.10%	19,875,786.00 17,546.67	0.16% (1,121,729.14)	Aaa / AAA NR	3.54 1.69
345286AC2	Ford Credit Auto Owner Trust 2022-A A3 1.290% Due 06/15/2026	3,500,000.00	01/20/2022 1.30%	3,499,584.20 3,499,688.71	95.01 5.04%	3,325,238.00 2,006.67	0.03% (174,450.71)	NR / AAA AAA	3.62 1.35
43815PAC3	Honda Auto Receivables 2022-2 A3 3.730% Due 07/20/2026	6,100,000.00	08/24/2022 3.76%	6,099,636.44 6,099,658.82	97.23 5.13%	5,931,274.00 8,216.36	0.05% (168,384.82)	NR / AAA AAA	3.72 2.04
65479QAC1	Nissan Auto Receivables Trust 2022-A A3 1.860% Due 08/17/2026	17,300,000.00	02/23/2022 1.88%	17,296,607.47 17,297,127.96	94.66 5.14%	16,376,370.30 14,301.33	0.14% (920,757.66)	Aaa / AAA NR	3.80 1.66
05602RAD3	BMW Vehicle Owner Trust 2022-A A3 3.210% Due 08/25/2026	7,000,000.00	05/18/2022 3.23%	6,999,636.00 6,999,689.60	96.69 5.27%	6,768,153.00 3,745.00	0.06% (231,536.60)	Aaa / AAA NR	3.82 1.64
254683CP8	Discover Card Execution Trust 2021-A1 A1 0.580% Due 09/15/2026	17,000,000.00	09/27/2021 0.59%	16,996,360.30 16,997,703.36	92.21 5.00%	15,676,108.00 4,382.22	0.13% (1,321,595.36)	Aaa / AAA NR	3.88 1.81
89238FAD5	Toyota Auto Receivables OT 2022-B A3 2.930% Due 09/15/2026	9,000,000.00	04/13/2022 2.95%	8,999,789.40 8,999,825.18	96.01 5.82%	8,641,278.00 11,720.00	0.07% (358,547.18)	Aaa / AAA NR	3.88 1.40
34534LAD9	Ford Credit Auto Owners Trust 2022-B A3 3.740% Due 09/15/2026	18,250,000.00	06/27/2022 3.77%	18,249,012.68 18,249,131.76	97.71 5.18%	17,831,308.50 30,335.56	0.15% (417,823.26)	Aaa / NR AAA	3.88 1.63
362554AC1	GM Financial Securitized Term 2021-4 A3 0.680% Due 09/16/2026	6,000,000.00	10/21/2021 0.68%	5,999,847.00 5,999,893.32	93.59 5.62%	5,615,364.00 1,700.00	0.05% (384,529.32)	Aaa / AAA NR	3.88 1.32
47787JAC2	John Deere Owner Trust 2022-A A3 2.320% Due 09/16/2026	13,500,000.00	03/16/2022 2.34%	13,497,013.80 13,497,550.80	95.04 5.35%	12,830,535.00 13,920.00	0.11% (667,015.80)	Aaa / NR AAA	3.88 1.67
448977AD0	Hyundai Auto Receivables Trust 2022-A A3 2.220% Due 10/15/2026	22,500,000.00	03/16/2022 2.23%	22,499,133.75 22,499,301.60	95.05 5.28%	21,386,295.00 22,200.00	0.18% (1,113,006.60)	NR / AAA AAA	3.96 1.65
02582JIR2	American Express 2021-1 A 0.900% Due 11/15/2026	65,000,000.00	Various 2.02%	63,277,033.05 63,550,497.12	91.81 5.20%	59,674,810.00 26,000.00	0.49% (3,875,687.12)	Aaa / NR AAA	4.04 1.97
380146AC4	GM Financial Auto Receivables 2022-1 A3 1.260% Due 11/16/2026	5,250,000.00	01/19/2022 1.27%	5,249,543.78 5,249,651.35	94.76 5.03%	4,974,795.00 2,756.25	0.04% (274,856.35)	NR / AAA AAA	4.05 1.41
44918MAD2	Hyundai Auto Receivables 2022-B A3 3.720% Due 11/16/2026	22,500,000.00	07/20/2022 3.75%	22,499,991.00 22,499,991.83	97.51 5.01%	21,938,940.00 37,200.00	0.18% (561,051.83)	NR / AAA AAA	4.05 1.99
90291UAC6	USAA Auto Owner Trust 22-A A3 4.860% Due 11/16/2026	40,000,000.00	10/11/2022 4.91%	39,998,104.00 39,998,143.50	99.08 5.43%	39,631,280.00 108,000.00	0.33% (366,863.50)	Aaa / AAA NR	4.05 1.76
34535AAD2	Ford Credit Auto Owner Trust 22-C A3 4.480% Due 12/15/2026	20,000,000.00	09/23/2022 4.52%	19,998,844.00 19,998,885.44	98.91 5.12%	19,782,620.00 39,822.22	0.16% (216,265.44)	Aaa / AAA NR	4.13 1.82
41284YAD8	Harley-Davidson Motorcycle 2022-A A3 3.060% Due 02/15/2027	15,000,000.00	04/20/2022 3.09%	14,997,502.50 14,997,914.52	96.29 6.26%	14,442,885.00 20,400.00	0.12% (555,029.52)	Aaa / AAA NR	4.30 1.18
362585AC5	GM Financial Securitized ART 2022-2 A3 3.100% Due 02/16/2027	8,750,000.00	04/13/2022 3.13%	8,748,171.25 8,748,466.30	96.09 5.44%	8,407,752.50 11,302.08	0.07% (340,713.80)	Aaa / AAA NR	4.30 1.70

INVESTMENT INVENTORY – MARKET VALUE

County of San Diego Pooled Money Fund

As of October 31, 2022

CUSIP	Security Description	Par Value/Units	Purchase Date Book Yield	Cost Value Book Value	Mkt Price Mkt YTM	Market Value Accrued Int.	% of Port. Gain/Loss	Moody/S&P Fitch	Maturity Duration
47800AAC4	John Deere Owner Trust 2022-B A3 3.740% Due 02/16/2027	17,250,000.00	07/20/2022 3.77%	17,248,352.63 17,248,483.81	97.17 4.99%	16,762,377.00 28,673.33	0.14% (486,106.81)	Aaa / NR AAA	4.30 2.34
89231CAD9	Toyota Auto Receivables Owner 2022-C A3 3.760% Due 04/15/2027	10,000,000.00	08/16/2022 3.80%	9,998,329.00 9,998,434.72	96.70 5.32%	9,670,360.00 16,711.11	0.08% (328,074.72)	NR / AAA AAA	4.46 2.17
36265WAD5	GM Financial Securitized Auto 2022-3 A3 3.640% Due 04/16/2027	16,000,000.00	07/13/2022 3.67%	15,999,889.60 15,999,900.16	96.75 5.40%	15,479,601.12 24,266.67	0.13% (520,299.04)	Aaa / NR AAA	4.46 1.90
254683CS2	Discover Card Execution Trust 2022-A2 3.320% Due 05/15/2027	14,500,000.00	05/26/2022 3.35%	14,498,821.15 14,498,993.90	95.89 5.10%	13,903,789.00 21,395.56	0.12% (595,204.90)	Aaa / NR AAA	4.54 2.37
02582JIT8	American Express Credit Trust 2022-2 A 3.390% Due 05/17/2027	16,000,000.00	05/24/2022 3.42%	15,996,460.80 15,996,985.01	96.01 5.12%	15,361,456.00 24,106.67	0.13% (635,529.01)	NR / AAA AAA	4.55 2.37
65480JAC4	Nissan Auto Receivables 2022-B A3 4.460% Due 05/17/2027	21,000,000.00	09/28/2022 4.51%	20,995,655.10 20,995,772.25	98.52 5.17%	20,689,788.00 41,626.67	0.17% (305,984.25)	Aaa / AAA NR	4.55 2.23
47800BAC2	John Deere Owner Trust 2022-C A3 5.090% Due 06/15/2027	23,500,000.00	10/19/2022 5.15%	23,498,176.40 23,498,194.16	99.61 5.31%	23,408,256.00 39,871.67	0.19% (89,938.16)	Aaa / NR AAA	4.62 2.29
254683CW3	Discover Card Execution Trust 2022-A3 A3 3.560% Due 07/15/2027	25,000,000.00	08/09/2022 3.59%	24,996,897.50 24,997,140.83	96.16 5.14%	24,041,075.00 39,555.56	0.20% (956,065.83)	Aaa / AAA NR	4.71 2.51
02582JIV3	American Express Credit Trust 2022-3 A 3.750% Due 08/16/2027	26,000,000.00	08/16/2022 3.78%	25,999,584.00 25,999,601.54	96.46 5.17%	25,078,924.00 40,625.00	0.21% (920,677.54)	Aaa / NR AAA	4.79 2.58
36265QAD8	GM Financial Securitized 22-4 A3 4.820% Due 08/16/2027	35,500,000.00	10/12/2022 4.88%	35,494,181.55 35,494,279.17	99.17 5.25%	35,206,308.50 90,308.06	0.29% (287,970.67)	NR / AAA AAA	4.79 2.16
161571HS6	Chase Issuance Trust 22-A1 A 3.970% Due 09/15/2027	15,000,000.00	09/15/2022 4.00%	14,997,496.50 14,997,603.76	97.14 5.10%	14,570,370.00 26,466.67	0.12% (427,233.76)	NR / AAA AAA	4.88 2.64
TOTAL ABS		760,404,591.65	2.58%	758,636,773.70 758,899,720.55	5.20%	733,277,733.57 836,047.43	6.07% (25,621,986.98)	Aaa / AAA AAA	3.74 1.60

Agency

3133EKUA2	FFCB Note 1.850% Due 02/01/2023	70,000,000.00	Various 1.84%	70,015,800.00 70,001,110.78	99.42 4.17%	69,594,980.00 323,750.00	0.58% (406,130.78)	Aaa / AA+ AAA	0.25 0.25
3130ADRG9	FHLB Note 2.750% Due 03/10/2023	39,195,000.00	04/04/2019 2.33%	39,808,401.75 39,250,103.64	99.39 4.46%	38,956,733.60 152,697.18	0.32% (293,370.04)	Aaa / AA+ NR	0.36 0.35
3133834G3	FHLB Note 2.125% Due 06/09/2023	48,500,000.00	06/28/2019 1.83%	49,049,505.00 48,583,835.71	98.45 4.75%	47,748,007.50 406,524.31	0.40% (835,828.21)	Aaa / AA+ NR	0.61 0.59
3133EEW71	FFCB Note 2.520% Due 06/15/2023	11,008,000.00	07/03/2019 1.82%	11,300,702.72 11,053,842.56	98.66 4.72%	10,860,790.02 104,796.16	0.09% (193,052.54)	Aaa / AA+ AAA	0.62 0.60

INVESTMENT INVENTORY – MARKET VALUE

County of San Diego Pooled Money Fund

As of October 31, 2022

CUSIP	Security Description	Par Value/Units	Purchase Date Book Yield	Cost Value Book Value	Mkt Price Mkt YTM	Market Value Accrued Int.	% of Port. Gain/Loss	Moody/S&P Fitch	Maturity Duration
3133EKS7	FFCB Note 1.770% Due 06/26/2023	35,675,000.00	Various 1.82%	35,608,544.50 35,664,213.43	98.16 4.65%	35,020,078.35 219,252.61	0.29% (644,135.08)	Aaa / AA+ AAA	0.65 0.63
3137EAES4	FHLMC Note 0.250% Due 06/26/2023	100,000,000.00	08/27/2020 0.28%	99,910,500.00 99,979,466.12	97.24 4.59%	97,239,600.00 86,805.56	0.80% (2,739,866.12)	Aaa / AA+ AAA	0.65 0.64
3137EAEV7	FHLMC Note 0.250% Due 08/24/2023	90,000,000.00	Various 0.28%	89,909,200.00 89,975,447.98	96.45 4.75%	86,803,470.00 41,875.00	0.72% (3,171,977.98)	Aaa / AA+ AAA	0.81 0.79
3137EAEW5	FHLMC Note 0.250% Due 09/08/2023	65,000,000.00	09/04/2020 0.26%	64,978,550.00 64,993,929.98	96.33 4.70%	62,611,380.00 23,923.61	0.52% (2,382,549.98)	Aaa / AA+ AAA	0.85 0.83
3135G0U43	FNMA Note 2.875% Due 09/12/2023	35,000,000.00	Various 2.00%	36,232,250.00 35,250,778.50	98.44 4.73%	34,454,175.00 136,961.80	0.29% (796,603.50)	Aaa / AA+ AAA	0.87 0.84
3133EMBS0	FFCB Note 0.200% Due 10/02/2023	25,000,000.00	10/02/2020 0.24%	24,968,750.00 24,990,439.50	95.85 4.87%	23,963,275.00 4,027.78	0.20% (1,027,164.50)	Aaa / AA+ AAA	0.92 0.90
3133EKUB0	FFCB Note 1.880% Due 11/01/2023	50,000,000.00	07/03/2019 1.88%	50,006,500.00 50,001,499.68	97.31 4.66%	48,657,450.00 470,000.00	0.41% (1,344,049.68)	Aaa / AA+ AAA	1.00 0.96
3134GXCA0	FHLMC Callable Note Qtrly 11/24/2021 0.320% Due 11/24/2023	25,000,000.00	11/25/2020 0.33%	24,990,000.00 24,996,453.38	95.31 4.90%	23,827,350.00 34,888.89	0.20% (1,169,103.38)	Aaa / NR AAA	1.07 1.04
3135G06H1	FNMA Note 0.250% Due 11/27/2023	25,000,000.00	11/25/2020 0.29%	24,971,500.00 24,989,841.84	95.38 4.72%	23,843,850.00 26,736.11	0.20% (1,145,991.84)	Aaa / AA+ AAA	1.07 1.05
3137EAFA2	FHLMC Note 0.250% Due 12/04/2023	25,000,000.00	12/02/2020 0.28%	24,975,250.00 24,991,004.11	95.38 4.64%	23,845,900.00 25,520.83	0.20% (1,145,104.11)	Aaa / AA+ AAA	1.09 1.07
3130AFW94	FHLB Note 2.500% Due 02/13/2024	15,000,000.00	02/15/2019 2.58%	14,946,900.00 14,986,346.55	97.37 4.63%	14,605,500.00 81,250.00	0.12% (380,846.55)	Aaa / AA+ AAA	1.29 1.24
3133EKMX1	FFCB Note 2.230% Due 02/23/2024	50,000,000.00	07/08/2019 1.94%	50,629,500.00 50,178,314.90	96.89 4.70%	48,445,250.00 210,611.11	0.40% (1,733,064.90)	Aaa / AA+ AAA	1.32 1.26
3136G4G80	FNMA Callable Note Qtrly 8/26/2022 0.375% Due 02/26/2024	15,455,000.00	08/27/2020 0.38%	15,455,000.00 15,455,000.00	94.24 4.94%	14,565,023.83 10,464.32	0.12% (889,976.17)	Aaa / AA+ AAA	1.32 1.28
3130ARHG9	FHLB Note 2.125% Due 02/28/2024	15,000,000.00	03/25/2022 2.19%	14,982,900.00 14,988,260.43	96.78 4.65%	14,517,330.00 55,781.25	0.12% (470,930.43)	Aaa / AA+ NR	1.33 1.28
3134GWE44	FHLMC Callable Note Qtrly 9/8/2022 0.375% Due 03/08/2024	50,000,000.00	09/08/2020 0.38%	50,000,000.00 50,000,000.00	94.11 4.93%	47,056,050.00 27,604.17	0.39% (2,943,950.00)	Aaa / NR AAA	1.35 1.32
3133EKQU3	FFCB Note 1.950% Due 06/13/2024	120,350,000.00	Various 1.89%	120,672,926.30 120,455,155.44	95.78 4.69%	115,274,599.80 899,616.25	0.96% (5,180,555.64)	Aaa / AA+ AAA	1.62 1.55
3130AQHT3	FHLB Callable Note Qtrly 04/26/2022 1.020% Due 07/26/2024	10,000,000.00	01/26/2022 1.02%	10,000,000.00 10,000,000.00	93.57 4.93%	9,357,380.00 26,916.67	0.08% (642,620.00)	Aaa / AA+ NR	1.74 1.68
3136G4H22	FNMA Callable Note Annual 8/12/2022 0.410% Due 08/12/2024	50,000,000.00	08/12/2020 0.42%	49,975,000.00 49,988,877.48	92.47 4.88%	46,233,350.00 44,986.11	0.38% (3,755,527.48)	Aaa / AA+ AAA	1.78 1.73

INVESTMENT INVENTORY – MARKET VALUE

County of San Diego Pooled Money Fund

As of October 31, 2022

CUSIP	Security Description	Par Value/Units	Purchase Date Book Yield	Cost Value Book Value	Mkt Price Mkt YTM	Market Value Accrued Int.	% of Port. Gain/Loss	Moody/S&P Fitch	Maturity Duration
3133EL5S9	FFCB Callable Note Cont 9/3/2021 0.480% Due 09/03/2024	25,000,000.00	09/03/2020 0.48%	25,000,000.00 25,000,000.00	92.36 4.88%	23,088,975.00 19,333.33	0.19% (1,911,025.00)	Aaa / AA+ AAA	1.84 1.79
3130A2UW4	FHLB Note 2.875% Due 09/13/2024	66,555,000.00	Various 1.70%	70,171,868.25 67,945,510.08	96.76 4.71%	64,395,955.80 255,127.50	0.53% (3,549,554.28)	Aaa / AA+ AAA	1.87 1.78
3133EKP75	FFCB Note 1.600% Due 09/17/2024	25,000,000.00	09/17/2019 1.68%	24,906,620.00 24,964,937.78	94.77 4.54%	23,691,325.00 48,888.89	0.20% (1,273,612.78)	Aaa / AA+ AAA	1.88 1.81
3134GWVM5	FHLMC Callable Note 1X 9/30/2022 0.350% Due 09/30/2024	25,000,000.00	09/30/2020 0.35%	25,000,000.00 25,000,000.00	91.80 4.88%	22,950,500.00 7,534.72	0.19% (2,049,500.00)	Aaa / NR AAA	1.92 1.87
3134GWVY8	FHLMC Callable Note Qtrly 9/30/2022 0.375% Due 09/30/2024	25,000,000.00	09/30/2020 0.38%	25,000,000.00 25,000,000.00	91.98 4.81%	22,994,775.00 8,072.92	0.19% (2,005,225.00)	Aaa / NR AAA	1.92 1.87
3130APPQ2	FHLB Callable Note Qtrly 2/8/2022 0.900% Due 11/08/2024	25,000,000.00	11/08/2021 0.90%	25,000,000.00 25,000,000.00	92.39 4.90%	23,097,675.00 108,125.00	0.19% (1,902,325.00)	Aaa / AA+ NR	2.02 1.95
3134GXDZ4	FHLMC Callable Note Qtrly 11/25/2022 0.450% Due 11/25/2024	50,000,000.00	11/25/2020 0.45%	50,000,000.00 50,000,000.00	91.44 4.85%	45,718,950.00 97,500.00	0.38% (4,281,050.00)	Aaa / NR AAA	2.07 2.01
3134GWC38	FHLMC Callable Note Qtrly 9/2/2022 0.480% Due 12/02/2024	50,000,000.00	09/02/2020 0.48%	50,000,000.00 50,000,000.00	91.70 4.70%	45,849,650.00 39,333.33	0.38% (4,150,350.00)	Aaa / NR AAA	2.09 2.03
3130APXJ9	FHLB Callable Note Qtrly 03/10/2022 1.100% Due 12/10/2024	25,000,000.00	12/10/2021 1.10%	25,000,000.00 25,000,000.00	92.49 4.89%	23,123,125.00 107,708.33	0.19% (1,876,875.00)	Aaa / AA+ NR	2.11 2.03
3135G0X24	FNMA Note 1.625% Due 01/07/2025	50,000,000.00	01/10/2020 1.69%	49,840,500.00 49,930,218.75	93.97 4.55%	46,987,050.00 257,291.67	0.39% (2,943,168.75)	Aaa / AA+ AAA	2.19 2.09
3130ARDS7	FHLB Callable Note Qtrly 06/28/2022 2.200% Due 03/28/2025	25,000,000.00	03/28/2022 2.20%	25,000,000.00 25,000,000.00	94.00 4.87%	23,500,025.00 50,416.67	0.19% (1,499,975.00)	Aaa / AA+ NR	2.41 2.30
3133ENTK6	FFCB Note 2.510% Due 04/01/2025	25,000,000.00	04/01/2022 2.56%	24,964,750.00 24,971,632.76	95.11 4.67%	23,777,400.00 52,291.67	0.20% (1,194,232.76)	Aaa / AA+ AAA	2.42 2.30
3133EMVS8	FFCB Callable Note Cont 4/14/2023 0.690% Due 04/14/2025	25,000,000.00	04/14/2021 0.69%	25,000,000.00 25,000,000.00	90.60 4.80%	22,649,850.00 8,145.83	0.19% (2,350,150.00)	Aaa / AA+ AAA	2.45 2.38
3134GVUS5	FHLMC Callable Note Qtrly 5/19/2021 0.750% Due 05/19/2025	25,000,000.00	05/19/2020 0.75%	25,000,000.00 25,000,000.00	90.24 4.87%	22,558,850.00 84,375.00	0.19% (2,441,150.00)	Aaa / NR AAA	2.55 2.46
3130APVB8	FHLB Callable Note Qtrly 11/22/2022 1.000% Due 05/22/2025	35,000,000.00	11/22/2021 1.00%	35,000,000.00 35,000,000.00	90.87 4.83%	31,806,215.00 154,583.34	0.26% (3,193,785.00)	Aaa / AA+ NR	2.56 2.46
3134GVB31	FHLMC Callable Note Qtrly 5/28/2021 0.750% Due 05/28/2025	75,000,000.00	Various 0.75%	74,995,000.00 74,997,421.75	90.16 4.86%	67,622,250.00 239,062.50	0.56% (7,375,171.75)	Aaa / NR AAA	2.58 2.48
3136G4WV1	FNMA Callable Note Qtrly 6/16/2022 0.750% Due 06/16/2025	50,000,000.00	06/16/2020 0.75%	50,000,000.00 50,000,000.00	90.17 4.78%	45,082,800.00 140,625.00	0.37% (4,917,200.00)	Aaa / AA+ AAA	2.63 2.53
3136G4YU1	FNMA Callable Note Qtrly 7/15/2021 0.730% Due 07/15/2025	30,000,000.00	07/15/2020 0.73%	30,000,000.00 30,000,000.00	89.86 4.77%	26,957,100.00 64,483.33	0.22% (3,042,900.00)	NR / AA+ AAA	2.71 2.61

INVESTMENT INVENTORY – MARKET VALUE

County of San Diego Pooled Money Fund

As of October 31, 2022

CUSIP	Security Description	Par Value/Units	Purchase Date Book Yield	Cost Value Book Value	Mkt Price Mkt YTM	Market Value Accrued Int.	% of Port. Gain/Loss	Moody/S&P Fitch	Maturity Duration
3136G4A37	FNMA Callable Note Qtrly 1/28/2022 0.670% Due 07/28/2025	20,000,000.00	07/28/2020 0.67%	20,000,000.00 20,000,000.00	89.59 4.77%	17,917,340.00 34,616.67	0.15% (2,082,660.00)	Aaa / AA+ AAA	2.74 2.65
3136G4D75	FNMA Callable Note Qtrly 7/29/2022 0.600% Due 07/29/2025	50,000,000.00	07/29/2020 0.60%	50,000,000.00 50,000,000.00	89.40 4.77%	44,699,950.00 76,666.66	0.37% (5,300,050.00)	Aaa / NR AAA	2.75 2.66
3136G4B77	FNMA Callable Note Qtrly 8/4/2021 0.700% Due 08/04/2025	25,000,000.00	08/04/2020 0.70%	25,000,000.00 25,000,000.00	89.60 4.77%	22,400,025.00 42,291.67	0.19% (2,599,975.00)	Aaa / AA+ AAA	2.76 2.67
3136G4J46	FNMA Callable Note Qtrly 8/12/2022 0.570% Due 08/12/2025	25,000,000.00	08/12/2020 0.57%	25,000,000.00 25,000,000.00	89.34 4.71%	22,333,825.00 31,270.83	0.18% (2,666,175.00)	Aaa / AA+ AAA	2.78 2.69
3136G4H63	FNMA Callable Note Annual 8/19/2022 0.550% Due 08/19/2025	25,000,000.00	08/19/2020 0.55%	25,000,000.00 25,000,000.00	89.08 4.76%	22,270,325.00 27,500.00	0.18% (2,729,675.00)	Aaa / AA+ AAA	2.80 2.71
3136G4V34	FNMA Callable Note 1X 8/26/2022 0.550% Due 08/26/2025	25,000,000.00	08/26/2020 0.55%	25,000,000.00 25,000,000.00	89.57 4.53%	22,391,700.00 24,826.39	0.19% (2,608,300.00)	Aaa / AA+ AAA	2.82 2.74
3136G4S53	FNMA Callable Note Qtrly 8/27/2021 0.650% Due 08/27/2025	25,000,000.00	08/27/2020 0.65%	25,000,000.00 25,000,000.00	89.27 4.76%	22,317,650.00 28,888.89	0.18% (2,682,350.00)	Aaa / AA+ AAA	2.82 2.73
3130AK5E2	FHLB Note 0.375% Due 09/04/2025	5,000,000.00	09/11/2020 0.44%	4,985,000.00 4,991,440.35	89.37 4.40%	4,468,395.00 2,968.75	0.04% (523,045.35)	Aaa / AA+ AAA	2.85 2.77
3133EMAU6	FFCB Callable Note Cont 9/22/2022 0.500% Due 09/22/2025	40,000,000.00	09/24/2020 0.50%	40,000,000.00 40,000,000.00	88.69 4.73%	35,477,440.00 21,666.67	0.29% (4,522,560.00)	Aaa / AA+ AAA	2.90 2.81
3137EAEX3	FHLMC Note 0.375% Due 09/23/2025	10,000,000.00	11/04/2020 0.51%	9,936,300.00 9,962,258.46	88.93 4.50%	8,892,910.00 3,958.33	0.07% (1,069,348.46)	Aaa / AA+ AAA	2.90 2.82
3136G43L5	FNMA Callable Note Annual 9/30/2022 0.550% Due 09/30/2025	38,400,000.00	09/30/2020 0.55%	38,400,000.00 38,400,000.00	88.69 4.75%	34,057,113.60 18,186.67	0.28% (4,342,886.40)	Aaa / AA+ AAA	2.92 2.83
3134GWYS9	FHLMC Callable Note Qtrly 4/15/2021 0.600% Due 10/15/2025	56,000,000.00	Various 0.82%	55,515,500.00 55,635,696.52	88.75 4.72%	49,701,400.00 14,933.33	0.41% (5,934,296.52)	Aaa / NR AAA	2.96 2.86
3135G06A6	FNMA Callable Note Qtrly 10/20/2021 0.580% Due 10/20/2025	25,000,000.00	10/20/2020 0.58%	25,000,000.00 25,000,000.00	88.59 4.75%	22,147,350.00 4,430.56	0.18% (2,852,650.00)	Aaa / AA+ AAA	2.97 2.88
3134GW5H5	FHLMC Callable Note Qtrly 7/28/2022 0.530% Due 10/28/2025	25,000,000.00	10/28/2020 0.53%	25,000,000.00 25,000,000.00	88.67 4.63%	22,166,600.00 1,104.17	0.18% (2,833,400.00)	Aaa / NR AAA	2.99 2.93
3136G46N8	FNMA Callable Note Qtrly 10/29/2021 0.600% Due 10/29/2025	25,000,000.00	10/29/2020 0.60%	25,000,000.00 25,000,000.00	88.56 4.74%	22,140,375.00 833.33	0.18% (2,859,625.00)	Aaa / AA+ AAA	3.00 2.90
3133EMFS6	FFCB Note 0.460% Due 11/03/2025	16,450,000.00	11/04/2020 0.53%	16,391,602.50 16,414,865.50	88.85 4.47%	14,615,002.50 37,414.61	0.12% (1,799,863.00)	Aaa / AA+ AAA	3.01 2.91
3135G06G3	FNMA Note 0.500% Due 11/07/2025	23,000,000.00	11/12/2020 0.57%	22,917,660.00 22,950,170.96	88.82 4.50%	20,428,692.00 55,583.33	0.17% (2,521,478.96)	Aaa / AA+ AAA	3.02 2.92
3135GA3X7	FNMA Callable Note 1X 11/17/2022 0.570% Due 11/17/2025	50,000,000.00	11/17/2020 0.57%	50,000,000.00 50,000,000.00	88.31 4.74%	44,152,700.00 129,833.33	0.37% (5,847,300.00)	Aaa / AA+ AAA	3.05 2.94

INVESTMENT INVENTORY – MARKET VALUE

County of San Diego Pooled Money Fund As of October 31, 2022

CUSIP	Security Description	Par Value/Units	Purchase Date Book Yield	Cost Value Book Value	Mkt Price Mkt YTM	Market Value Accrued Int.	% of Port. Gain/Loss	Moody/S&P Fitch	Maturity Duration
3134GXFA7	FHLMC Callable Note Qtrly 11/26/2021 0.650% Due 11/26/2025	25,000,000.00	11/30/2020 0.65%	25,000,000.00 25,000,000.00	88.45 4.73%	22,112,300.00 69,965.28	0.18% (2,887,700.00)	Aaa / NR AAA	3.07 2.97
3134GXDM3	FHLMC Callable Note Qtrly 12/1/2021 0.620% Due 12/01/2025	25,000,000.00	11/20/2020 0.62%	25,000,000.00 25,000,000.00	88.32 4.74%	22,079,750.00 64,583.33	0.18% (2,920,250.00)	Aaa / NR AAA	3.09 2.98
3135G06J7	FNMA Callable Note Qtrly 6/10/2021 0.650% Due 12/10/2025	25,000,000.00	12/09/2020 0.65%	25,000,000.00 25,000,000.00	88.21 4.78%	22,051,750.00 63,645.83	0.18% (2,948,250.00)	Aaa / AA+ AAA	3.11 3.00
3130AQ6B4	FHLB Callable Note Qtrly 12/15/2022 1.220% Due 12/15/2025	25,000,000.00	12/15/2021 1.22%	25,000,000.00 25,000,000.00	89.77 4.78%	22,443,525.00 115,222.22	0.19% (2,556,475.00)	Aaa / AA+ NR	3.13 2.98
3135G06K4	FNMA Callable Note Qtrly 12/17/2021 0.650% Due 12/17/2025	75,000,000.00	12/02/2020 0.65%	75,000,000.00 75,000,000.00	88.27 4.73%	66,202,875.00 181,458.33	0.55% (8,797,125.00)	Aaa / AA+ AAA	3.13 3.02
3130AKMZ6	FHLB Callable Note Qtrly 1/14/2022 0.510% Due 01/14/2026	25,000,000.00	01/06/2021 0.51%	25,000,000.00 25,000,000.00	87.47 4.78%	21,866,450.00 37,895.83	0.18% (3,133,550.00)	Aaa / AA+ NR	3.21 3.10
3130AKMY9	FHLB Callable Note Qtrly 7/15/2021 0.550% Due 01/15/2026	25,000,000.00	01/06/2021 0.55%	25,000,000.00 25,000,000.00	87.57 4.78%	21,893,400.00 40,486.11	0.18% (3,106,600.00)	Aaa / AA+ NR	3.21 3.10
3130AKQ74	FHLB Callable Note Qtrly 7/22/2021 0.625% Due 01/22/2026	25,000,000.00	01/22/2021 0.63%	25,000,000.00 25,000,000.00	87.73 4.77%	21,933,500.00 42,968.75	0.18% (3,066,500.00)	Aaa / AA+ NR	3.23 3.12
3130AKQX7	FHLB Callable Note Qtrly 4/28/2021 0.700% Due 01/28/2026	25,000,000.00	01/28/2021 0.70%	25,000,000.00 25,000,000.00	87.90 4.77%	21,976,225.00 45,208.33	0.18% (3,023,775.00)	Aaa / AA+ NR	3.25 3.13
3130AKPL4	FHLB Callable Note 1X 1/28/2022 0.550% Due 01/28/2026	50,000,000.00	01/28/2021 0.55%	50,000,000.00 50,000,000.00	88.30 4.47%	44,149,950.00 71,041.67	0.37% (5,850,050.00)	Aaa / AA+ NR	3.25 3.14
3130ALCV4	FHLB Callable Note Qtrly 5/24/2021 0.750% Due 02/24/2026	50,000,000.00	02/24/2021 0.75%	50,000,000.00 50,000,000.00	87.81 4.77%	43,907,450.00 69,791.67	0.36% (6,092,550.00)	NR / AA+ NR	3.32 3.20
3130AL7M0	FHLB Callable Note Qtrly 8/24/2021 0.625% Due 02/24/2026	25,000,000.00	02/24/2021 0.63%	25,000,000.00 25,000,000.00	87.44 4.77%	21,859,475.00 29,079.86	0.18% (3,140,525.00)	Aaa / AA+ NR	3.32 3.20
3130ALB94	FHLB Callable Note Qtrly 8/26/2021 0.630% Due 02/26/2026	50,000,000.00	02/26/2021 0.63%	50,000,000.00 50,000,000.00	87.43 4.77%	43,717,450.00 56,875.00	0.36% (6,282,550.00)	Aaa / AA+ NR	3.33 3.21
3133EMSU7	FFCB Callable Note Cont 3/9/2023 0.800% Due 03/09/2026	25,000,000.00	03/09/2021 0.80%	25,000,000.00 25,000,000.00	88.01 4.71%	22,001,525.00 28,888.89	0.18% (2,998,475.00)	Aaa / AA+ AAA	3.36 3.23
3133ENS03	FFCB Callable Note Cont 03/18/2024 2.150% Due 03/18/2026	25,000,000.00	03/18/2022 2.15%	25,000,000.00 25,000,000.00	91.99 4.74%	22,996,750.00 64,201.39	0.19% (2,003,250.00)	Aaa / AA+ AAA	3.38 3.19
3130ALYT5	FHLB Callable Note Qtrly 10/29/2021 1.100% Due 04/29/2026	25,000,000.00	04/29/2021 1.10%	25,000,000.00 25,000,000.00	88.38 4.75%	22,095,500.00 1,527.78	0.18% (2,904,500.00)	Aaa / AA+ NR	3.50 3.35
3130AMME9	FHLB Callable Note Qtrly 11/26/2021 1.000% Due 05/26/2026	4,600,000.00	05/26/2021 1.00%	4,600,000.00 4,600,000.00	87.85 4.74%	4,041,265.60 19,805.56	0.03% (558,734.40)	Aaa / AA+ NR	3.57 3.41
3133EMB76	FFCB Callable Note Cont 11/26/2021 0.950% Due 05/26/2026	20,000,000.00	05/26/2021 0.97%	19,980,000.00 19,985,739.32	87.85 4.69%	17,569,060.00 81,805.56	0.15% (2,416,679.32)	Aaa / AA+ AAA	3.57 3.42

INVESTMENT INVENTORY – MARKET VALUE

County of San Diego Pooled Money Fund

As of October 31, 2022

CUSIP	Security Description	Par Value/Units	Purchase Date Book Yield	Cost Value Book Value	Mkt Price Mkt YTM	Market Value Accrued Int.	% of Port. Gain/Loss	Moody/S&P Fitch	Maturity Duration
3130AMSA1	FHLB Callable Note Annua 6/24/2022 0.915% Due 06/24/2026	25,000,000.00	06/24/2021 0.92%	25,000,000.00 25,000,000.00	87.36 4.73%	21,839,300.00 80,697.92	0.18% (3,160,700.00)	Aaa / AA+ AAA	3.65 3.50
3130AMU75	FHLB Callable Note Monthly 07/26/21 1.000% Due 06/26/2026	50,000,000.00	06/30/2021 1.00%	50,000,000.00 50,000,000.00	87.61 4.73%	43,804,600.00 173,611.12	0.36% (6,195,400.00)	Aaa / AA+ NR	3.65 3.49
3130AMYJ5	FHLB Callable Note Qtrly 06/30/2022 1.000% Due 06/30/2026	25,000,000.00	06/30/2021 1.00%	25,000,000.00 25,000,000.00	87.87 4.64%	21,966,800.00 84,027.78	0.18% (3,033,200.00)	Aaa / AA+ NR	3.67 3.51
3130AN4U1	FHLB Callable Note Annual 7/22/2022 1.000% Due 07/22/2026	25,000,000.00	07/22/2021 1.00%	25,000,000.00 25,000,000.00	87.41 4.72%	21,853,275.00 68,750.00	0.18% (3,146,725.00)	Aaa / AA+ NR	3.73 3.57
3130ANCM0	FHLB Callable Note Qtrly 07/29/2022 0.950% Due 07/29/2026	25,000,000.00	07/14/2021 0.95%	25,000,000.00 25,000,000.00	87.19 4.72%	21,797,475.00 60,694.44	0.18% (3,202,525.00)	Aaa / AA+ NR	3.75 3.59
3130ANLZ1	FHLB Callable Note Annual 8/26/2022 0.900% Due 08/26/2026	25,000,000.00	08/26/2021 0.90%	25,000,000.00 25,000,000.00	86.80 4.72%	21,700,075.00 40,625.00	0.18% (3,299,925.00)	Aaa / AA+ AAA	3.82 3.66
3130ANV64	FHLB Callable Note Qtrly 9/16/2022 0.960% Due 09/16/2026	25,000,000.00	09/16/2021 0.96%	25,000,000.00 25,000,000.00	86.84 4.72%	21,710,175.00 30,000.00	0.18% (3,289,825.00)	Aaa / AA+ NR	3.88 3.71
3133EM6E7	FFCB Callable Note Cont 09/28/2022 0.940% Due 09/28/2026	50,000,000.00	09/28/2021 0.94%	50,000,000.00 50,000,000.00	86.54 4.75%	43,269,550.00 43,083.34	0.36% (6,730,450.00)	Aaa / AA+ AAA	3.91 3.75
3130APM28	FHLB Callable Note Qrty 01/28/2022 1.320% Due 10/28/2026	25,000,000.00	10/28/2021 1.32%	25,000,000.00 25,000,000.00	87.79 4.71%	21,947,550.00 2,750.00	0.18% (3,052,450.00)	Aaa / AA+ AAA	3.99 3.80
3133ENCQ1	FFCB Callable Note Cont 11/02/2023 1.270% Due 11/02/2026	25,000,000.00	11/02/2021 1.27%	25,000,000.00 25,000,000.00	87.74 4.66%	21,935,975.00 157,868.06	0.18% (3,064,025.00)	Aaa / AA+ AAA	4.01 3.79
3130APN92	FHLB Callable Note Qrty 02/09/2022 1.340% Due 11/09/2026	25,000,000.00	11/09/2021 1.34%	25,000,000.00 25,000,000.00	87.77 4.71%	21,943,050.00 160,055.56	0.18% (3,056,950.00)	Aaa / AA+ NR	4.03 3.80
3133ENEM8	FFCB Callable Note Cont 11/23/2022 1.430% Due 11/23/2026	25,000,000.00	11/23/2021 1.43%	25,000,000.00 25,000,000.00	87.76 4.78%	21,939,900.00 156,902.78	0.18% (3,060,100.00)	Aaa / AA+ AAA	4.07 3.83
3133ENHA1	FFCB Callable Note Cont 12/14/2022 1.500% Due 12/14/2026	25,000,000.00	12/14/2021 1.50%	25,000,000.00 25,000,000.00	88.26 4.66%	22,065,650.00 142,708.33	0.18% (2,934,350.00)	Aaa / AA+ AAA	4.12 3.89
3130AL5A8	FHLB Callable Note Qtrly 11/26/2026 0.900% Due 02/26/2027	25,000,000.00	06/24/2022 3.41%	22,312,675.00 22,517,213.79	85.42 4.67%	21,355,075.00 40,625.00	0.18% (1,162,138.79)	Aaa / AA+ NR	4.33 4.13
3133ENQD5	FFCB Callable Note Cont 03/01/2024 2.170% Due 03/01/2027	25,000,000.00	03/01/2022 2.17%	25,000,000.00 25,000,000.00	90.19 4.70%	22,546,800.00 90,416.67	0.19% (2,453,200.00)	Aaa / AA+ AAA	4.33 4.04
3130ARGC9	FHLB Callable Note 1x 03/25/2024 2.550% Due 03/25/2027	25,000,000.00	03/25/2022 2.55%	25,000,000.00 25,000,000.00	91.47 4.72%	22,867,825.00 63,750.00	0.19% (2,132,175.00)	Aaa / AA+ NR	4.40 4.07
3130ARJZ5	FHLB Callable Note 1x 04/19/2024 2.950% Due 04/19/2027	25,000,000.00	04/19/2022 2.95%	25,000,000.00 25,000,000.00	92.78 4.76%	23,195,950.00 24,583.33	0.19% (1,804,050.00)	Aaa / AA+ NR	4.47 3.76
3130ARQV6	FHLB Callable Note Qtrly 4/26/2024 3.150% Due 04/26/2027	25,000,000.00	04/26/2022 3.15%	25,000,000.00 25,000,000.00	93.09 4.88%	23,271,525.00 10,937.50	0.19% (1,728,475.00)	Aaa / AA+ NR	4.49 3.53

INVESTMENT INVENTORY – MARKET VALUE

County of San Diego Pooled Money Fund

As of October 31, 2022

CUSIP	Security Description	Par Value/Units	Purchase Date Book Yield	Cost Value Book Value	Mkt Price Mkt YTM	Market Value Accrued Int.	% of Port. Gain/Loss	Moody/S&P Fitch	Maturity Duration
3133ENXL9	FFCB Callable Note Cont 5/24/2023 3.530% Due 05/24/2027	25,000,000.00	05/24/2022 3.53%	25,000,000.00 25,000,000.00	95.43 4.65%	23,858,400.00 384,868.06	0.20% (1,141,600.00)	Aaa / AA+ AAA	4.56 3.31
3130ASER6	FHLB Callable Note Qrtly 06/16/2027 3.640% Due 06/16/2027	40,000,000.00	06/16/2022 3.64%	40,000,000.00 40,000,000.00	94.41 5.01%	37,764,880.00 546,000.00	0.32% (2,235,120.00)	Aaa / AA+ NR	4.63 3.23
3130ASES4	FHLB Callable Note 1X 6/28/2024 3.390% Due 06/28/2027	45,000,000.00	06/28/2022 3.39%	45,000,000.00 45,000,000.00	94.00 4.84%	42,299,280.00 521,212.50	0.35% (2,700,720.00)	Aaa / AA+ NR	4.66 3.65
31422XK92	FAMCA Callable Note S/A 10/12/2023 5.125% Due 10/12/2027	25,000,000.00	10/12/2022 5.13%	25,000,000.00 25,000,000.00	99.62 5.21%	24,903,900.00 67,621.53	0.21% (96,100.00)	Aaa / AA+ AAA	4.95 2.09
TOTAL Agency		3,320,188,000.00	1.14%	3,323,305,156.02 3,319,041,028.03	4.72%	3,050,647,997.60 9,751,103.25	25.30% (268,393,030.43)	Aaa / AA+ AAA	2.47 2.31
Cash									
90JPMC\$03	JP Morgan Chase Bank Deposit	12,945,474.93	Various 2.03%	12,945,474.93 12,945,474.93	1.00 2.03%	12,945,474.93 0.00	0.11% 0.00	NR / NR NR	0.00 0.00
TOTAL Cash		12,945,474.93	2.03%	12,945,474.93	2.03%	12,945,474.93 0.00	0.11% 0.00	NR / NR NR	0.00 0.00
Commercial Paper									
46640QL17	JP Morgan Discount CP 1.570% Due 11/01/2022	100,000,000.00	04/07/2022 1.60%	99,092,888.89 100,000,000.00	100.00 1.60%	100,000,000.00 0.00	0.83% 0.00	P-1 / A-1 F-1+	0.00 0.00
46640QL74	JP Morgan Discount CP 1.580% Due 11/07/2022	75,000,000.00	04/07/2022 1.62%	74,295,583.34 74,980,250.00	99.97 1.62%	74,980,250.00 0.00	0.62% 0.00	P-1 / A-1 F-1+	0.02 0.02
22533ULG6	Credit Agricole CIB Discount CP 2.880% Due 11/16/2022	60,000,000.00	08/29/2022 2.94%	59,620,800.00 59,928,000.00	99.88 2.94%	59,928,000.00 0.00	0.50% 0.00	P-1 / A-1 F-1+	0.04 0.04
22533ULW1	Credit Agricole CIB Discount CP 2.090% Due 11/30/2022	100,000,000.00	05/25/2022 2.14%	98,902,750.00 99,831,638.89	99.83 2.14%	99,831,638.89 0.00	0.83% 0.00	P-1 / A-1 F-1+	0.08 0.08
22533UM18	Credit Agricole CIB Discount CP 3.000% Due 12/01/2022	25,000,000.00	08/29/2022 3.07%	24,804,166.67 24,937,500.00	99.75 3.07%	24,937,500.00 0.00	0.21% 0.00	P-1 / A-1 F-1+	0.08 0.08
22533UMF7	Credit Agricole CIB Discount CP 3.610% Due 12/15/2022	85,000,000.00	09/27/2022 3.69%	84,326,634.72 84,624,961.11	99.56 3.69%	84,624,961.11 0.00	0.70% 0.00	P-1 / A-1 F-1+	0.12 0.12
06366HMG9	Bank of Montreal Chicago Discount CP 2.202% Due 12/16/2022	170,000,000.00	Various 2.26%	167,822,366.66 169,532,000.00	99.72 2.26%	169,532,000.00 0.00	1.40% 0.00	P-1 / A-1 NR	0.13 0.12
06366HMK0	Bank of Montreal Chicago Discount CP 2.220% Due 12/19/2022	25,000,000.00	05/20/2022 2.28%	24,671,625.00 24,926,000.00	99.70 2.28%	24,926,000.00 0.00	0.21% 0.00	P-1 / A-1 NR	0.13 0.13

INVESTMENT INVENTORY – MARKET VALUE

County of San Diego Pooled Money Fund

As of October 31, 2022

CUSIP	Security Description	Par Value/Units	Purchase Date Book Yield	Cost Value Book Value	Mkt Price Mkt YTM	Market Value Accrued Int.	% of Port. Gain/Loss	Moody/S&P Fitch	Maturity Duration
22533UMK6	Credit Agricole CIB Discount CP 3.670% Due 12/19/2022	21,250,000.00	09/27/2022 3.75%	21,070,195.49 21,146,016.67	99.51 3.75%	21,146,016.67 0.00	0.17% 0.00	P-1 / A-1 F-1+	0.13 0.13
22533UML4	Credit Agricole CIB Discount CP 3.670% Due 12/20/2022	16,465,000.00	09/28/2022 3.75%	16,325,683.23 16,382,752.75	99.50 3.75%	16,382,752.75 0.00	0.14% 0.00	P-1 / A-1 F-1+	0.14 0.13
89233HMM3	Toyota Motor Credit Discount CP 3.180% Due 12/21/2022	50,000,000.00	09/01/2022 3.26%	49,509,750.00 49,779,166.67	99.56 3.26%	49,779,166.67 0.00	0.41% 0.00	P-1 / A-1+ F-1	0.14 0.14
22533UMM2	Credit Agricole CIB Discount CP 3.367% Due 12/21/2022	182,000,000.00	Various 3.45%	180,329,612.77 181,148,861.10	99.55 3.45%	181,148,861.10 0.00	1.50% 0.00	P-1 / A-1 F-1+	0.14 0.14
46640QMT5	JP Morgan Discount CP 2.230% Due 12/27/2022	10,000,000.00	05/24/2022 2.29%	9,865,580.56 9,965,311.11	99.65 2.29%	9,965,311.11 0.00	0.08% 0.00	P-1 / A-1 F-1+	0.16 0.15
06366HN37	Bank of Montreal Chicago Discount CP 2.960% Due 01/03/2023	50,000,000.00	06/28/2022 3.05%	49,223,000.00 49,741,000.00	99.48 3.05%	49,741,000.00 0.00	0.41% 0.00	P-1 / A-1 NR	0.18 0.17
63873KN60	Natixis NY Branch Discount CP 4.210% Due 01/06/2023	40,000,000.00	10/17/2022 4.31%	39,621,100.00 39,691,266.67	99.23 4.31%	39,691,266.67 0.00	0.33% 0.00	P-1 / A-1 F-1	0.18 0.18
63873KN94	Natixis NY Branch Discount CP 4.210% Due 01/09/2023	16,000,000.00	10/17/2022 4.31%	15,842,826.67 15,870,893.34	99.19 4.31%	15,870,893.34 0.00	0.13% 0.00	P-1 / A-1 F-1	0.19 0.19
06054PNJ1	BofA Securities Discount CP 3.050% Due 01/18/2023	180,000,000.00	06/24/2022 3.14%	176,828,000.00 178,810,500.00	99.34 3.14%	178,810,500.00 0.00	1.48% 0.00	NR / A-1 F-1+	0.22 0.21
63873KNL7	Natixis NY Branch Discount CP 4.150% Due 01/20/2023	45,000,000.00	10/13/2022 4.26%	44,486,437.50 44,585,000.00	99.08 4.26%	44,585,000.00 0.00	0.37% 0.00	P-1 / A-1 F-1	0.22 0.22
63873KNP8	Natixis NY Branch Discount CP 4.440% Due 01/23/2023	25,000,000.00	10/21/2022 4.55%	24,710,166.67 24,744,083.34	98.98 4.55%	24,744,083.34 0.00	0.20% 0.00	P-1 / A-1 F-1	0.23 0.23
63873KNR4	Natixis NY Branch Discount CP 4.320% Due 01/25/2023	90,000,000.00	10/18/2022 4.43%	88,930,800.00 89,082,000.00	98.98 4.43%	89,082,000.00 0.00	0.74% 0.00	P-1 / A-1 F-1	0.24 0.23
63873KNX1	Natixis NY Branch Discount CP 4.250% Due 01/31/2023	105,000,000.00	10/12/2022 4.37%	103,624,062.50 103,871,979.17	98.93 4.37%	103,871,979.17 0.00	0.86% 0.00	P-1 / A-1 F-1	0.25 0.25
06054PP18	BofA Securities Discount CP 3.100% Due 02/01/2023	120,000,000.00	06/24/2022 3.20%	117,706,000.00 119,049,333.33	99.21 3.20%	119,049,333.33 0.00	0.98% 0.00	NR / A-1 F-1+	0.25 0.25
4497W1P34	ING Funding Discount CP 4.450% Due 02/03/2023	12,000,000.00	10/20/2022 4.57%	11,842,766.67 11,860,566.67	98.84 4.57%	11,860,566.67 0.00	0.10% 0.00	P-1 / A-1 NR	0.26 0.25
63873KP76	Natixis NY Branch Discount CP 3.340% Due 02/07/2023	30,000,000.00	08/01/2022 3.44%	29,471,166.67 29,727,233.34	99.09 3.44%	29,727,233.34 0.00	0.25% 0.00	P-1 / A-1 F-1	0.27 0.27
21687BRK9	Rabobank Nederland NV NY Discount CP 4.250% Due 04/19/2023	130,000,000.00	10/04/2022 4.40%	126,976,597.22 127,406,319.44	98.00 4.40%	127,406,319.44 0.00	1.05% 0.00	P-1 / A-1 NR	0.47 0.46
63873KS16	Natixis NY Branch Discount CP 4.960% Due 05/01/2023	97,000,000.00	10/27/2022 5.16%	94,514,213.33 94,581,035.55	97.51 5.16%	94,581,035.55 0.00	0.78% 0.00	P-1 / A-1 F-1	0.50 0.49

INVESTMENT INVENTORY – MARKET VALUE

County of San Diego Pooled Money Fund As of October 31, 2022

CUSIP	Security Description	Par Value/Units	Purchase Date Book Yield	Cost Value Book Value	Mkt Price Mkt YTM	Market Value Accrued Int.	% of Port. Gain/Loss	Moody/S&P Fitch	Maturity Duration
63873KS24	Natixis NY Branch 5.000% Due 05/02/2023	26,000,000.00	10/28/2022 5.20%	25,328,333.33 25,342,777.77	97.47 5.20%	25,342,777.77 0.00	0.21% 0.00	P-1 / A-1 F-1+	0.50 0.49
TOTAL Commercial Paper		1,885,715,000.00	3.35%	1,859,743,107.89 1,871,546,446.92	3.35%	1,871,546,446.92 0.00	15.47% 0.00	P-1 / A-1 F-1+	0.20 0.19
Corporate									
90331HPF4	US Bank NA Callable Note Cont 12/9/2022 1.950% Due 01/09/2023	35,000,000.00	12/09/2019 1.98%	34,970,600.00 34,998,200.00	99.53 4.42%	34,836,340.00 212,333.33	0.29% (161,860.00)	A1 / AA- AA-	0.19 0.19
89233P7F7	Toyota Motor Credit Corp Note 2.625% Due 01/10/2023	13,000,000.00	01/21/2020 1.84%	13,292,370.00 13,018,862.58	99.64 4.48%	12,953,174.00 105,218.75	0.11% (65,688.58)	A1 / A+ A+	0.19 0.19
46625HRL6	JP Morgan Chase Callable Note Cont 3/18/2023 2.700% Due 05/18/2023	16,848,000.00	05/28/2020 1.02%	17,627,556.96 16,952,296.19	98.88 4.80%	16,659,167.62 205,966.80	0.14% (293,128.57)	A1 / A- AA-	0.55 0.53
023135CD6	Amazon.com Inc Note 2.730% Due 04/13/2024	10,000,000.00	04/13/2022 2.73%	10,000,000.00 10,000,000.00	97.25 4.72%	9,724,550.00 13,650.00	0.08% (275,450.00)	A1 / AA AA-	1.45 1.40
037833AS9	Apple Inc Note 3.450% Due 05/06/2024	28,689,000.00	04/29/2022 2.68%	29,122,490.79 29,013,237.01	98.15 4.73%	28,157,679.72 481,138.44	0.24% (855,557.29)	Aaa / AA+ NR	1.52 1.43
48130UXY6	JPMorgan Chase Callable Note 2X 8/17/2022 0.700% Due 08/16/2024	50,000,000.00	08/17/2021 0.70%	50,000,000.00 50,000,000.00	91.52 5.74%	45,760,350.00 71,944.44	0.38% (4,239,650.00)	A1 / A- AA-	1.79 1.73
48130UYC3	JPMorgan Chase Callable Note 2X 09/01/2022 0.750% Due 08/30/2024	50,000,000.00	09/01/2021 0.75%	50,000,000.00 50,000,000.00	91.40 5.77%	45,699,150.00 62,500.00	0.38% (4,300,850.00)	A1 / A- AA-	1.83 1.77
48130UZB4	JPMorgan Chase Callable Note Cont 11/15/2023 0.950% Due 11/15/2024	50,000,000.00	11/15/2021 0.95%	50,000,000.00 50,000,000.00	90.96 5.71%	45,479,250.00 219,027.78	0.38% (4,520,750.00)	A1 / A- AA-	2.04 1.96
46625HKC3	JP Morgan Chase Callable Note Cont 10/23/2024 3.125% Due 01/23/2025	40,145,000.00	01/28/2022 1.73%	41,641,204.15 41,226,340.74	95.74 5.17%	38,434,060.24 341,511.28	0.32% (2,792,280.50)	A1 / A- AA-	2.23 2.10
48130UZW8	JPMorgan Chase Callable Note Cont 1/24/2024 1.530% Due 01/24/2025	50,000,000.00	01/20/2022 1.53%	50,000,000.00 50,000,000.00	91.81 5.48%	45,905,000.00 206,125.00	0.38% (4,095,000.00)	A1 / A- AA-	2.24 2.13
48130UB61	JPMorgan Chase Callable Note Cont 08/10/2024 1.863% Due 02/10/2025	50,000,000.00	02/10/2022 1.86%	50,000,000.00 50,000,000.00	92.36 5.48%	46,180,100.00 209,531.25	0.38% (3,819,900.00)	A1 / A- AA-	2.28 2.17
023135CE4	Amazon.com Inc Note 3.000% Due 04/13/2025	10,000,000.00	04/13/2022 3.06%	9,984,100.00 9,987,030.47	96.20 4.66%	9,619,780.00 15,000.00	0.08% (367,250.47)	A1 / AA AA-	2.45 2.32

INVESTMENT INVENTORY – MARKET VALUE

County of San Diego Pooled Money Fund As of October 31, 2022

CUSIP	Security Description	Par Value/Units	Purchase Date Book Yield	Cost Value Book Value	Mkt Price Mkt YTM	Market Value Accrued Int.	% of Port. Gain/Loss	Moody/S&P Fitch	Maturity Duration
931142EW9	Wal-Mart Stores Note 3.900% Due 09/09/2025	30,000,000.00	09/09/2022 3.92%	29,979,000.00 29,980,015.51	97.92 4.68%	29,376,780.00 169,000.00	0.24% (603,235.51)	Aa2 / AA AA	2.86 2.65
TOTAL Corporate		433,682,000.00	1.66%	436,617,321.90 435,175,982.50	5.24%	408,785,381.58 2,312,947.07	3.40% (26,390,600.92)	A1 / A AA-	1.80 1.71
LAIF									
90LAIF\$00	Local Agency Investment Fund State Pool	2,086.13	Various 1.84%	2,086.13 2,086.13	1.00 1.84%	2,086.13 3.13	0.00% 0.00	NR / NR NR	0.00 0.00
TOTAL LAIF		2,086.13	1.84%	2,086.13 2,086.13	1.84%	2,086.13 3.13	0.00% 0.00	NR / NR NR	0.00 0.00
Local Gov Investment Pool									
90CAMP\$00	California Asset Mgmt Program CAMP	375,536,479.78	Various 3.21%	375,536,479.78 375,536,479.78	1.00 3.21%	375,536,479.78 0.00	3.10% 0.00	NR / AAA NR	0.00 0.00
TOTAL Local Gov Investment Pool		375,536,479.78	3.21%	375,536,479.78 375,536,479.78	3.21%	375,536,479.78 0.00	3.10% 0.00	NR / AAA NR	0.00 0.00
Money Market Fund									
09248U7\$0	Blackrock CalTrust MMF	1,000,000.00	12/01/2020 2.87%	1,000,000.00 1,000,000.00	1.00 2.87%	1,000,000.00 0.00	0.01% 0.00	Aaa / AAA NR	0.00 0.00
31607A703	Fidelity Institutional Prime Govt INS Mmkt Fund	1,000,010.00	Various 2.90%	1,000,010.00 1,000,010.00	1.00 2.90%	1,000,010.00 0.00	0.01% 0.00	Aaa / AAA NR	0.00 0.00
09248U700	Blackrock Liquidity FedFund MMF	500,000.00	Various 2.87%	500,000.00 500,000.00	1.00 2.87%	500,000.00 0.00	0.00% 0.00	Aaa / AAA NR	0.00 0.00
61747C707	Morgan Stanley Liq Govt MMKT	65,000,000.00	Various 2.88%	65,000,000.00 65,000,000.00	1.00 2.88%	65,000,000.00 0.00	0.54% 0.00	Aaa / AAA AAA	0.00 0.00
TOTAL Money Market Fund		67,500,010.00	2.88%	67,500,010.00 67,500,010.00	2.88%	67,500,010.00 0.00	0.56% 0.00	Aaa / AAA AAA	0.00 0.00
Municipal Bonds									
649791PN4	New York St Taxable - GO 1.950% Due 02/15/2023	10,000,000.00	10/30/2019 1.95%	10,000,000.00 10,000,000.00	99.30 4.37%	9,930,400.00 41,166.67	0.08% (69,600.00)	Aa1 / AA+ AA+	0.29 0.29
64990FM68	NY State Dorm Auth Tax Rev GO - REV 0.740% Due 03/15/2023	25,385,000.00	12/17/2021 0.74%	25,385,000.00 25,385,000.00	98.52 4.78%	25,009,302.00 24,002.93	0.21% (375,698.00)	NR / AA+ AA+	0.37 0.37

INVESTMENT INVENTORY – MARKET VALUE

County of San Diego Pooled Money Fund

As of October 31, 2022

CUSIP	Security Description	Par Value/Units	Purchase Date Book Yield	Cost Value Book Value	Mkt Price Mkt YTM	Market Value Accrued Int.	% of Port. Gain/Loss	Moody/S&P Fitch	Maturity Duration
20772KNU9	State of Connecticut TE-GO 0.309% Due 06/01/2023	5,000,000.00	06/04/2021 0.31%	5,000,000.00 5,000,000.00	97.47 4.76%	4,873,300.00 6,437.50	0.04% (126,700.00)	Aa3 / A+ AA-	0.58 0.57
20772KQF9	State of Connecticut TE-GO 4.250% Due 06/15/2023	1,750,000.00	06/22/2022 2.86%	1,773,397.50 1,764,770.49	99.66 4.80%	1,744,067.50 26,651.04	0.01% (20,702.99)	Aa3 / A+ AA-	0.62 0.60
574193TP3	Maryland State STE-GO 0.410% Due 08/01/2023	15,000,000.00	08/05/2020 0.41%	15,000,000.00 15,000,000.00	97.03 4.47%	14,555,100.00 15,375.00	0.12% (444,900.00)	Aaa / AAA AAA	0.75 0.73
13063DRJ9	California State TE-GO 2.400% Due 10/01/2023	26,535,000.00	10/24/2019 1.84%	27,096,480.60 26,665,413.44	97.93 4.73%	25,986,256.20 53,070.00	0.22% (679,157.24)	Aa2 / AA- AA	0.92 0.89
649791PP9	New York St Taxable-GO 2.010% Due 02/15/2024	20,000,000.00	10/30/2019 2.01%	20,000,000.00 20,000,000.00	96.59 4.76%	19,318,800.00 84,866.67	0.16% (681,200.00)	Aa1 / AA+ AA+	1.29 1.24
64990FM76	NY State Dorm Auth Tax Rev GO - REV 1.100% Due 03/15/2024	9,725,000.00	12/17/2021 1.10%	9,725,000.00 9,725,000.00	95.12 4.82%	9,250,225.50 13,669.03	0.08% (474,774.50)	NR / AA+ AA+	1.37 1.33
641462NS1	State of Nevada Taxable GO 2.710% Due 05/01/2024	7,760,000.00	05/10/2022 2.71%	7,760,000.00 7,760,000.00	97.22 4.65%	7,543,961.60 99,890.60	0.06% (216,038.40)	Aa1 / AA+ AA+	1.50 1.43
641462NX0	State of Nevada Taxable GO 2.710% Due 05/01/2024	6,790,000.00	05/10/2022 2.71%	6,790,000.00 6,790,000.00	97.22 4.65%	6,600,966.40 87,404.28	0.06% (189,033.60)	Aa1 / AA+ AA+	1.50 1.43
68609T7D4	State of Oregon STE-GO 2.771% Due 05/01/2024	2,250,000.00	05/17/2022 2.77%	2,250,000.00 2,250,000.00	97.18 4.74%	2,186,482.50 28,402.75	0.02% (63,517.50)	Aa1 / AA+ AA+	1.50 1.43
546417DP8	State of Louisiana STE-GO 0.650% Due 06/01/2024	5,000,000.00	10/14/2020 0.65%	5,000,000.00 5,000,000.00	93.86 4.72%	4,693,100.00 13,541.67	0.04% (306,900.00)	Aa2 / AA- NR	1.59 1.54
20772KNV7	State of Connecticut TE-GO 0.508% Due 06/01/2024	6,000,000.00	06/04/2021 0.51%	6,000,000.00 6,000,000.00	93.39 4.90%	5,603,400.00 12,700.00	0.05% (396,600.00)	Aa3 / A+ AA-	1.59 1.54
20772KQG7	State of Connecticut TE-GO 4.250% Due 06/15/2024	5,000,000.00	06/22/2022 3.01%	5,118,700.00 5,097,058.56	98.99 4.90%	4,949,700.00 76,145.83	0.04% (147,358.56)	Aa3 / A+ AA-	1.62 1.52
574193TQ1	Maryland State STE-GO 0.510% Due 08/01/2024	25,000,000.00	08/05/2020 0.51%	25,000,000.00 25,000,000.00	93.44 4.45%	23,358,750.00 31,875.00	0.19% (1,641,250.00)	Aaa / AAA AAA	1.75 1.70
60412AVT7	Minnesota State Taxable- GO 0.500% Due 08/01/2024	15,000,000.00	08/25/2020 0.48%	15,012,150.00 15,005,402.82	93.23 4.57%	13,984,200.00 18,750.00	0.12% (1,021,202.82)	Aaa / AAA AAA	1.75 1.70
419792F84	Hawaii State STE-GO 0.713% Due 08/01/2024	15,000,000.00	10/12/2021 0.71%	15,000,000.00 15,000,000.00	93.03 4.92%	13,954,050.00 26,737.50	0.12% (1,045,950.00)	Aa2 / AA+ AA	1.75 1.70
64990FD43	NY State Dorm Auth Tax Rev TE - REV 0.887% Due 03/15/2025	5,000,000.00	06/23/2021 0.89%	5,000,000.00 5,000,000.00	91.74 4.60%	4,586,800.00 5,666.94	0.04% (413,200.00)	NR / AA+ AA+	2.37 2.30
64990FM84	NY State Dorm Auth Tax Rev GO - REV 1.360% Due 03/15/2025	30,495,000.00	12/17/2021 1.36%	30,495,000.00 30,495,000.00	92.45 4.76%	28,192,017.60 52,993.53	0.23% (2,302,982.40)	NR / AA+ AA+	2.37 2.28
641462NY8	State of Nevada TE-GO 2.940% Due 05/01/2025	6,975,000.00	05/10/2022 2.94%	6,975,000.00 6,975,000.00	96.05 4.63%	6,699,487.50 97,405.88	0.06% (275,512.50)	Aa1 / AA+ AA+	2.50 2.34

INVESTMENT INVENTORY – MARKET VALUE

County of San Diego Pooled Money Fund

As of October 31, 2022

CUSIP	Security Description	Par Value/Units	Purchase Date Book Yield	Cost Value Book Value	Mkt Price Mkt YTM	Market Value Accrued Int.	% of Port. Gain/Loss	Moody/S&P Fitch	Maturity Duration
641462NT9	State of Nevada TE-GO 2.940% Due 05/01/2025	7,970,000.00	05/10/2022 2.94%	7,970,000.00 7,970,000.00	96.05 4.63%	7,655,185.00 111,301.05	0.06% (314,815.00)	Aa1 / AA+ AA+	2.50 2.34
68609T7E2	State of Oregon STE-GO 3.062% Due 05/01/2025	1,000,000.00	05/17/2022 3.06%	1,000,000.00 1,000,000.00	96.11 4.73%	961,070.00 13,949.11	0.01% (38,930.00)	Aa1 / AA+ AA+	2.50 2.33
546417DQ6	State of Louisiana STE-GO 0.840% Due 06/01/2025	5,000,000.00	10/14/2020 0.84%	5,000,000.00 5,000,000.00	90.56 4.77%	4,528,200.00 17,500.00	0.04% (471,800.00)	Aa2 / AA- NR	2.59 2.49
34153QUD6	Florida State Board of Edu STE-GO 0.550% Due 06/01/2025	40,000,000.00	10/22/2020 0.55%	40,000,000.00 40,000,000.00	89.87 4.77%	35,946,400.00 91,666.67	0.30% (4,053,600.00)	Aaa / AAA AAA	2.59 2.50
9281094C8	Commonwealth of Virginia STE-GO 0.550% Due 06/01/2025	10,860,000.00	11/05/2020 0.55%	10,860,000.00 10,860,000.00	90.05 4.69%	9,779,104.20 24,887.50	0.08% (1,080,895.80)	Aaa / AAA AAA	2.59 2.50
20772KNW5	State of Connecticut TE-GO 0.923% Due 06/01/2025	5,000,000.00	06/04/2021 0.92%	5,000,000.00 5,000,000.00	90.31 4.97%	4,515,500.00 19,229.17	0.04% (484,500.00)	Aa3 / A+ AA-	2.59 2.48
797646NC6	San Francisco California C&C TE-GO 5.450% Due 06/15/2025	4,605,000.00	03/19/2021 0.95%	5,464,154.85 5,135,801.29	101.04 5.02%	4,652,938.05 94,811.83	0.04% (482,863.24)	Aaa / AAA AA+	2.62 2.37
20772KQH5	State of Connecticut TE-GO 3.292% Due 06/15/2025	2,500,000.00	06/22/2022 3.29%	2,500,000.00 2,500,000.00	95.93 4.97%	2,398,150.00 29,490.83	0.02% (101,850.00)	Aa3 / A+ AA-	2.62 2.44
574193TR9	Maryland State STE-GO 0.660% Due 08/01/2025	25,000,000.00	08/05/2020 0.66%	25,000,000.00 25,000,000.00	90.17 4.50%	22,542,750.00 41,250.00	0.19% (2,457,250.00)	Aaa / AAA AAA	2.75 2.66
419792YQ3	Hawaii State STE-GO 0.670% Due 08/01/2025	5,255,000.00	08/12/2020 0.67%	5,255,000.00 5,255,000.00	89.17 4.93%	4,685,883.50 8,802.13	0.04% (569,116.50)	Aa2 / AA+ AA	2.75 2.66
419792F92	Hawaii State STE-GO 1.033% Due 08/01/2025	10,000,000.00	10/12/2021 1.03%	10,000,000.00 10,000,000.00	90.09 4.93%	9,009,100.00 25,825.00	0.07% (990,900.00)	Aa2 / AA+ AA	2.75 2.64
64990FD50	NY State Dorm Auth Tax Rev TE - REV 1.187% Due 03/15/2026	5,000,000.00	06/23/2021 1.19%	5,000,000.00 5,000,000.00	89.02 4.75%	4,450,950.00 7,583.61	0.04% (549,050.00)	NR / AA+ AA+	3.37 3.23
64990FM92	NY State Dorm Auth Tax Rev GO - REV 1.550% Due 03/15/2026	31,180,000.00	12/17/2021 1.55%	31,180,000.00 31,180,000.00	90.02 4.79%	28,068,547.80 61,753.72	0.23% (3,111,452.20)	NR / AA+ AA+	3.37 3.21
650028ZF3	NY St Twy Auth St Pers TE-REV 3.550% Due 03/15/2026	21,800,000.00	07/28/2022 3.55%	21,800,000.00 21,800,000.00	95.93 4.87%	20,913,394.00 98,887.22	0.17% (886,606.00)	NR / AA+ AA+	3.37 3.11
641462NU6	State of Nevada Taxable GO 3.080% Due 05/01/2026	8,205,000.00	05/10/2022 3.08%	8,205,000.00 8,205,000.00	94.89 4.68%	7,785,888.60 120,039.15	0.07% (419,111.40)	Aa1 / AA+ AA+	3.50 3.21
641462NZ5	State of Nevada Taxable GO 3.080% Due 05/01/2026	7,180,000.00	05/10/2022 3.08%	7,180,000.00 7,180,000.00	94.89 4.68%	6,813,245.60 105,043.40	0.06% (366,754.40)	Aa1 / AA+ AA+	3.50 3.21
68609T7F9	State of Oregon STE-GO 3.215% Due 05/01/2026	1,400,000.00	05/17/2022 3.22%	1,400,000.00 1,400,000.00	95.17 4.73%	1,332,352.00 20,504.56	0.01% (67,648.00)	Aa1 / AA+ AA+	3.50 3.21
20772KNX3	State of Connecticut TE-GO 1.123% Due 06/01/2026	5,600,000.00	06/04/2021 1.12%	5,600,000.00 5,600,000.00	87.34 5.03%	4,890,816.00 26,203.33	0.04% (709,184.00)	Aa3 / A+ AA-	3.59 3.41

INVESTMENT INVENTORY – MARKET VALUE

County of San Diego Pooled Money Fund

As of October 31, 2022

CUSIP	Security Description	Par Value/Units	Purchase Date Book Yield	Cost Value Book Value	Mkt Price Mkt YTM	Market Value Accrued Int.	% of Port. Gain/Loss	Moody/S&P Fitch	Maturity Duration
20772KQJ1	State of Connecticut TE-GO 3.531% Due 06/15/2026	5,000,000.00	06/22/2022 3.53%	5,000,000.00 5,000,000.00	95.10 5.03%	4,754,950.00 63,263.75	0.04% (245,050.00)	Aa3 / A+ AA-	3.62 3.30
25477GUX1	Dist of Columbia Income Tax TE-REV 3.419% Due 07/01/2026	4,500,000.00	07/27/2022 3.42%	4,500,000.00 4,500,000.00	95.72 4.70%	4,307,355.00 40,173.25	0.04% (192,645.00)	Aa1 / AAA AA+	3.67 3.36
419792G26	Hawaii State STE-GO 1.283% Due 08/01/2026	7,500,000.00	10/12/2021 1.28%	7,500,000.00 7,500,000.00	87.58 4.95%	6,568,575.00 24,056.25	0.05% (931,425.00)	Aa2 / AA+ AA	3.75 3.57
798135E96	San Jose Calif Libr & Prks Prj TE-GO 2.500% Due 09/01/2026	10,000,000.00	04/28/2022 3.17%	9,730,500.00 9,762,255.83	92.45 4.67%	9,244,800.00 41,666.67	0.08% (517,455.83)	Aa1 / AA+ AAA	3.84 3.57
57582RK96	Massachusetts ST STE-GO 0.986% Due 11/01/2026	6,710,000.00	10/27/2022 4.64%	5,823,541.90 5,824,148.23	85.50 5.03%	5,737,056.71 33,080.30	0.05% (87,091.52)	Aa1 / AA AA+	4.01 3.81
641462PA8	State of Nevada TE-GO 3.180% Due 05/01/2027	7,400,000.00	05/10/2022 3.18%	7,400,000.00 7,400,000.00	100.00 4.73%	7,400,000.00 111,777.00	0.06% 0.00	Aa1 / AA+ AA+	4.50 4.05
641462NV4	State of Nevada TE-GO 3.180% Due 05/01/2027	8,460,000.00	05/10/2022 3.18%	8,460,000.00 8,460,000.00	100.00 4.73%	8,460,000.00 127,788.30	0.07% 0.00	Aa1 / AA+ AA+	4.50 4.05
68609T7G7	State of Oregon STE-GO 3.315% Due 05/01/2027	1,000,000.00	05/17/2022 3.32%	1,000,000.00 1,000,000.00	94.01 4.81%	940,130.00 15,101.67	0.01% (59,870.00)	Aa1 / AA+ AA+	4.50 4.04
20772KQK8	State of Connecticut TE-GO 3.631% Due 06/15/2027	5,000,000.00	06/22/2022 3.63%	5,000,000.00 5,000,000.00	94.10 5.08%	4,705,200.00 65,055.42	0.04% (294,800.00)	Aa3 / A+ AA-	4.62 4.12
373385KW2	State of Georgia STE-GO 3.430% Due 07/01/2027	8,210,000.00	07/07/2022 3.43%	8,210,000.00 8,210,000.00	94.12 4.85%	7,727,005.70 89,174.28	0.06% (482,994.30)	Aaa / AAA AAA	4.67 4.19
25477GUY9	Dist of Columbia Income Tax TE - REV 3.499% Due 07/01/2027	5,000,000.00	07/27/2022 3.50%	5,000,000.00 5,000,000.00	94.84 4.74%	4,742,100.00 45,681.39	0.04% (257,900.00)	Aa1 / AAA AA+	4.67 4.20
576004HD0	Commonwealth of Massachusetts TE-REV 3.680% Due 07/15/2027	5,000,000.00	08/30/2022 3.68%	5,000,000.00 5,000,000.00	95.01 4.88%	4,750,400.00 31,177.78	0.04% (249,600.00)	Aa1 / NR AAA	4.71 4.22
TOTAL Municipal Bonds		515,000,000.00	1.65%	515,418,924.85 514,654,850.66	4.74%	483,287,413.96 2,423,477.16	4.02% (31,367,436.70)	Aa1 / AA+ AA+	2.38 2.25
Negotiable CD									
78012U4Z5	Royal Bank of Canada Yankee CD 1.780% Due 11/30/2022	150,000,000.00	04/11/2022 1.77%	150,000,000.00 150,000,000.00	99.84 3.68%	149,757,300.00 2,032,166.67	1.25% (242,700.00)	P-1 / A-1+ F-1+	0.08 0.08
87019WFA8	SWEDBANK Yankee CD 3.710% Due 12/16/2022	32,000,000.00	10/19/2022 3.71%	32,000,000.00 32,000,000.00	99.98 3.89%	31,992,352.00 42,871.11	0.26% (7,648.00)	P-1 / A-1 F-1+	0.13 0.12
89115BXS4	Toronto Dominion Bank Yankee CD 3.500% Due 12/21/2022	50,000,000.00	10/03/2022 3.50%	50,000,000.00 50,000,000.00	99.95 3.86%	49,974,000.00 140,972.22	0.41% (26,000.00)	P-1 / A-1+ F-1+	0.14 0.14

INVESTMENT INVENTORY – MARKET VALUE

County of San Diego Pooled Money Fund

As of October 31, 2022

CUSIP	Security Description	Par Value/Units	Purchase Date Book Yield	Cost Value Book Value	Mkt Price Mkt YTM	Market Value Accrued Int.	% of Port. Gain/Loss	Moody/S&P Fitch	Maturity Duration
06367CY50	Bank of Montreal Chicago Yankee CD 3.570% Due 12/21/2022	100,000,000.00	10/04/2022 3.57%	100,000,000.00 100,000,000.00	99.95 3.94%	99,946,600.00 277,666.67	0.83% (53,400.00)	P-1 / A-1 F-1+	0.14 0.14
06367CY68	Bank of Montreal Chicago Yankee CD 3.640% Due 12/30/2022	60,000,000.00	10/04/2022 3.64%	60,000,000.00 60,000,000.00	99.94 4.01%	59,962,140.00 169,866.67	0.50% (37,860.00)	P-1 / A-1 F-1+	0.16 0.16
78012U2X2	Royal Bank of Canada Yankee CD 0.600% Due 01/03/2023	25,000,000.00	01/04/2022 0.60%	25,000,000.00 25,000,000.00	99.38 4.10%	24,844,600.00 125,416.67	0.21% (155,400.00)	P-1 / A-1+ F-1+	0.18 0.17
78012U6B6	Royal Bank of Canada Yankee CD 2.320% Due 01/03/2023	60,000,000.00	06/01/2022 2.32%	60,000,000.00 60,000,000.00	99.68 4.10%	59,807,100.00 587,733.33	0.50% (192,900.00)	P-1 / A-1+ F-1+	0.18 0.17
13606KCM6	Canadian Imperial Bank Yankee CD 0.840% Due 01/18/2023	25,000,000.00	01/26/2022 0.84%	25,000,000.00 25,000,000.00	99.30 4.05%	24,823,850.00 162,750.00	0.21% (176,150.00)	P-1 / A-1 F-1+	0.22 0.21
89114WZN8	Toronto Dominion Yankee CD 3.110% Due 01/18/2023	30,000,000.00	06/24/2022 3.11%	30,000,000.00 30,000,000.00	99.77 4.10%	29,932,200.00 336,916.67	0.25% (67,800.00)	P-1 / A-1+ F-1+	0.22 0.21
13606KCS3	Canadian Imperial Bank Yankee CD 0.970% Due 01/31/2023	25,000,000.00	02/01/2022 0.97%	25,000,000.00 25,000,000.00	99.17 4.21%	24,793,425.00 183,895.83	0.21% (206,575.00)	P-1 / A-1 F-1+	0.25 0.25
13606KCT1	Canadian Imperial Bank Yankee CD 0.970% Due 01/31/2023	20,000,000.00	02/02/2022 0.97%	20,000,000.00 20,000,000.00	99.91 1.32%	19,981,520.00 147,116.67	0.17% (18,480.00)	P-1 / A-1 F-1+	0.25 0.25
78012U6E0	Royal Bank of Canada Yankee CD 2.320% Due 01/31/2023	30,000,000.00	06/02/2022 2.32%	30,000,000.00 30,000,000.00	99.46 4.40%	29,838,930.00 293,866.67	0.25% (161,070.00)	P-1 / A-1+ F-1+	0.25 0.25
06417MZS7	Bank of Nova Scotia Houston Yankee CD 3.150% Due 01/31/2023	50,000,000.00	07/05/2022 3.15%	50,000,000.00 50,000,000.00	99.72 4.21%	49,860,150.00 516,250.00	0.42% (139,850.00)	P-1 / A-1 F-1+	0.25 0.25
13606KEC6	Canadian Imperial Bank Yankee CD 1.360% Due 02/28/2023	25,000,000.00	02/25/2022 1.36%	25,000,000.00 25,000,000.00	99.02 4.30%	24,755,150.00 235,166.67	0.21% (244,850.00)	P-1 / A-1 F-1+	0.33 0.32
89114WUZ6	Toronto Dominion Yankee CD 2.200% Due 03/03/2023	100,000,000.00	04/13/2022 2.20%	100,000,000.00 100,000,000.00	98.83 5.63%	98,827,900.00 1,234,444.44	0.83% (1,172,100.00)	P-1 / A-1+ F-1+	0.34 0.33
06367CTM9	Bank of Montreal Chicago Yankee CD 0.320% Due 03/30/2023	65,000,000.00	03/22/2022 0.32%	65,000,000.00 65,000,000.00	98.90 3.00%	64,282,075.00 128,844.44	0.53% (717,925.00)	P-1 / A-1 F-1+	0.41 0.40
06417MJ55	Bank of Nova Scotia Houston Yankee CD 5.050% Due 04/19/2023	61,000,000.00	10/24/2022 5.05%	61,000,000.00 61,000,000.00	100.02 5.01%	61,009,821.00 68,455.56	0.50% 9,821.00	P-1 / A-1 F-1+	0.47 0.45
89115B5P1	Toronto Dominion Bank Yankee CD 5.090% Due 04/19/2023	44,000,000.00	10/25/2022 5.09%	44,000,000.00 44,000,000.00	99.98 5.14%	43,989,572.00 37,326.67	0.36% (10,428.00)	P-1 / A-1+ F-1+	0.47 0.45
06367CWX1	Bank of Montreal Chicago Yankee CD 3.780% Due 04/20/2023	60,000,000.00	07/14/2022 3.78%	60,000,000.00 60,000,000.00	99.40 5.01%	59,641,320.00 693,000.00	0.50% (358,680.00)	P-1 / A-1 F-1+	0.47 0.46
89115BAA8	Toronto Dominion Bank Yankee CD 3.800% Due 04/20/2023	50,000,000.00	07/15/2022 3.80%	50,000,000.00 50,000,000.00	99.35 5.14%	49,675,050.00 575,277.78	0.42% (324,950.00)	P-1 / A-1+ F-1+	0.47 0.46
89115BCS7	Toronto Dominion Bank Yankee CD 3.630% Due 04/28/2023	139,000,000.00	07/28/2022 3.63%	139,000,000.00 139,000,000.00	99.22 5.19%	137,912,742.00 1,345,520.00	1.15% (1,087,258.00)	P-1 / A-1+ F-1+	0.49 0.48

INVESTMENT INVENTORY – MARKET VALUE

County of San Diego Pooled Money Fund As of October 31, 2022

CUSIP	Security Description	Par Value/Units	Purchase Date Book Yield	Cost Value Book Value	Mkt Price Mkt YTM	Market Value Accrued Int.	% of Port. Gain/Loss	Moody/S&P Fitch	Maturity Duration
89115BBF6	Toronto Dominion Bank Yankee CD 5.180% Due 05/10/2023	15,000,000.00	10/31/2022 5.18%	15,000,000.00 15,000,000.00	100.00 5.18%	15,000,000.00 2,158.33	0.12% 0.00	P-1 / A-1+ F-1+	0.52 0.51
65558UTT9	Nordea Bank APB New York Yankee CD 2.770% Due 05/31/2023	50,000,000.00	05/27/2022 2.77%	50,000,000.00 50,000,000.00	98.67 5.04%	49,334,600.00 592,472.22	0.41% (665,400.00)	P-1 / A-1+ F-1+	0.58 0.57
06367CVS3	Bank of Montreal Chicago Yankee CD 3.110% Due 05/31/2023	54,000,000.00	06/10/2022 3.11%	54,000,000.00 54,000,000.00	98.74 5.26%	53,316,900.00 671,760.00	0.45% (683,100.00)	P-1 / A-1 F-1+	0.58 0.57
06417MZK4	Bank of Nova Scotia Houston Yankee CD 3.600% Due 05/31/2023	86,000,000.00	06/16/2022 3.60%	86,000,000.00 86,000,000.00	99.04 5.21%	85,176,206.00 1,186,800.00	0.71% (823,794.00)	P-1 / A-1 F-1+	0.58 0.57
06367CVQ7	Bank of Montreal Chicago Yankee CD 3.020% Due 06/01/2023	70,000,000.00	06/09/2022 3.02%	70,000,000.00 70,000,000.00	98.71 5.20%	69,099,590.00 851,472.22	0.58% (900,410.00)	P-1 / A-1 F-1+	0.58 0.57
06052TR77	Bank of America Negotiable CD 3.000% Due 06/01/2023	70,000,000.00	06/09/2022 3.00%	70,000,000.00 70,000,000.00	98.69 5.22%	69,083,280.00 845,833.33	0.58% (916,720.00)	P-1 / A-1 F-1+	0.58 0.57
78012U6P5	Royal Bank of Canada Yankee CD 3.020% Due 06/01/2023	60,000,000.00	06/09/2022 3.02%	60,000,000.00 60,000,000.00	98.67 5.28%	59,201,040.00 729,833.33	0.50% (798,960.00)	P-1 / A-1+ F-1+	0.58 0.57
65558UUA8	Nordea Bank APB New York Yankee CD 2.900% Due 06/07/2023	42,000,000.00	06/06/2022 2.90%	42,000,000.00 42,000,000.00	98.65 5.13%	41,431,404.00 500,733.33	0.35% (568,596.00)	P-1 / A-1+ F-1+	0.60 0.58
65558UUH3	Nordea Bank APB New York Yankee CD 2.950% Due 06/07/2023	35,000,000.00	06/07/2022 2.95%	35,000,000.00 35,000,000.00	98.68 5.13%	34,536,390.00 421,604.17	0.29% (463,610.00)	P-1 / A-1+ F-1+	0.60 0.58
65558UUP5	Nordea Bank APB New York Yankee CD 3.650% Due 06/23/2023	85,000,000.00	06/17/2022 3.65%	85,000,000.00 85,000,000.00	98.98 5.19%	84,135,040.00 1,180,673.61	0.71% (864,960.00)	P-1 / A-1 F-1+	0.64 0.63
89115BXJ4	Toronto Dominion Bank Yankee CD 4.650% Due 06/29/2023	25,000,000.00	09/29/2022 4.65%	25,000,000.00 25,000,000.00	99.54 5.34%	24,884,600.00 106,562.50	0.21% (115,400.00)	P-1 / A-1+ F-1+	0.66 0.64
13606KPR1	Canadian Imperial Bank Yankee CD 5.230% Due 06/29/2023	200,000,000.00	10/27/2022 5.23%	200,000,000.00 200,000,000.00	100.00 5.23%	200,000,000.00 145,277.78	1.65% 0.00	P-1 / A-1 F-1+	0.66 0.64
89115BKJ8	Toronto Dominion Bank Yankee CD 3.900% Due 06/30/2023	44,000,000.00	08/22/2022 3.90%	44,000,000.00 44,000,000.00	99.04 5.35%	43,575,840.00 333,666.67	0.36% (424,160.00)	P-1 / A-1+ F-1+	0.66 0.65
89115BLA6	Toronto Dominion Bank Yankee CD 3.900% Due 06/30/2023	31,000,000.00	08/23/2022 3.90%	31,000,000.00 31,000,000.00	99.04 5.35%	30,701,284.00 235,083.33	0.26% (298,716.00)	P-1 / A-1+ F-1+	0.66 0.65
89115BX21	Toronto Dominion Bank Yankee CD 4.630% Due 06/30/2023	100,000,000.00	09/28/2022 4.63%	100,000,000.00 100,000,000.00	99.52 5.35%	99,521,300.00 424,416.67	0.83% (478,700.00)	P-1 / A-1+ F-1+	0.66 0.65
89115B6X3	Toronto Dominion Bank Yankee CD 5.230% Due 07/03/2023	150,000,000.00	10/27/2022 5.23%	150,000,000.00 150,000,000.00	100.00 5.23%	150,000,000.00 108,958.33	1.24% 0.00	P-1 / A-1+ F-1+	0.67 0.65
13606KNR3	Canadian Imperial Bank Yankee CD 4.660% Due 07/05/2023	200,000,000.00	10/04/2022 4.66%	200,000,000.00 200,000,000.00	99.56 5.30%	199,124,000.00 724,888.89	1.65% (876,000.00)	P-1 / A-1 F-1+	0.68 0.66
89115B4K3	Toronto Dominion Bank Yankee CD 5.340% Due 07/05/2023	50,000,000.00	10/21/2022 5.34%	50,000,000.00 50,000,000.00	99.98 5.36%	49,992,050.00 81,583.33	0.41% (7,950.00)	P-1 / A-1+ F-1+	0.68 0.66

INVESTMENT INVENTORY – MARKET VALUE

County of San Diego Pooled Money Fund As of October 31, 2022

CUSIP	Security Description	Par Value/Units	Purchase Date Book Yield	Cost Value Book Value	Mkt Price Mkt YTM	Market Value Accrued Int.	% of Port. Gain/Loss	Moody/S&P Fitch	Maturity Duration
13606KPP5	Canadian Imperial Bank Yankee CD 5.250% Due 07/05/2023	40,000,000.00	10/26/2022 5.25%	40,000,000.00 40,000,000.00	100.00 5.25%	40,000,000.00 35,000.00	0.33% 0.00	P-1 / A-1 F-1+	0.68 0.66
13606KLD6	Canadian Imperial Bank Yankee CD 3.940% Due 07/31/2023	50,000,000.00	08/03/2022 3.94%	50,000,000.00 50,000,000.00	98.92 5.37%	49,461,750.00 492,500.00	0.41% (538,250.00)	P-1 / A-1 F-1+	0.75 0.73
06417ME35	Bank of Nova Scotia Houston Yankee CD 4.000% Due 07/31/2023	86,000,000.00	08/16/2022 4.00%	86,000,000.00 86,000,000.00	98.97 5.36%	85,116,780.00 726,222.22	0.71% (883,220.00)	P-1 / A-1 F-1+	0.75 0.73
TOTAL Negotiable CD		2,744,000,000.00	3.60%	2,744,000,000.00	4.86%	2,728,299,851.00 19,733,025.00	22.72% (15,700,149.00)	Aaa / AA+ AAA	0.49 0.48
Supranational									
4581X0DA3	Inter-American Dev Bank Note 2.500% Due 01/18/2023	94,700,000.00	Various 1.90%	96,469,012.00 94,816,721.64	99.67 4.03%	94,386,543.00 677,368.07	0.79% (430,178.64)	Aaa / AAA NR	0.22 0.21
459058GX5	Intl. Bank Recon & Development Note 1.875% Due 06/19/2023	14,750,000.00	12/20/2019 1.72%	14,825,815.00 14,763,655.01	98.28 4.67%	14,495,606.75 101,406.25	0.12% (268,048.26)	Aaa / AAA AAA	0.63 0.61
459058GL1	Intl. Bank Recon & Development Note 3.000% Due 09/27/2023	63,846,000.00	Various 1.86%	66,560,348.76 64,476,295.83	98.38 4.85%	62,808,630.19 180,896.99	0.52% (1,667,665.64)	Aaa / AAA NR	0.91 0.88
4581X0CC0	Inter-American Dev Bank Note 3.000% Due 10/04/2023	50,000,000.00	Various 2.13%	51,685,788.30 50,380,931.99	98.69 4.46%	49,343,000.00 112,500.00	0.41% (1,037,931.99)	Aaa / NR AAA	0.93 0.90
45950VTU0	International Finance Corp Note 0.290% Due 11/06/2023	25,000,000.00	11/06/2020 0.29%	25,000,000.00 25,000,000.00	95.48 4.91%	23,870,700.00 35,243.06	0.20% (1,129,300.00)	Aaa / AAA NR	1.02 0.99
4581X0DF2	Inter-American Dev Bank Note 2.625% Due 01/16/2024	84,750,000.00	Various 2.42%	85,504,800.00 84,943,390.82	97.61 4.68%	82,727,017.50 648,867.19	0.69% (2,216,373.32)	Aaa / AAA NR	1.21 1.16
45818WCG9	Inter-American Dev Bank Note 2.290% Due 01/31/2024	50,000,000.00	04/02/2019 2.29%	50,000,000.00 50,000,000.00	96.97 4.81%	48,484,400.00 289,430.56	0.40% (1,515,600.00)	Aaa / AA AAA	1.25 1.20
4581X0CF3	Inter-American Dev Bank Note 3.000% Due 02/21/2024	11,869,000.00	10/31/2019 1.75%	12,480,490.88 12,054,312.04	97.91 4.67%	11,620,510.62 69,235.83	0.10% (433,801.42)	Aaa / AAA AAA	1.31 1.25
45818WCH7	Inter-American Dev Bank Note 2.330% Due 02/29/2024	50,000,000.00	04/08/2019 2.33%	50,000,000.00 50,000,000.00	97.05 4.65%	48,524,600.00 200,638.89	0.40% (1,475,400.00)	Aaa / AAA AAA	1.33 1.28
459058GQ0	Intl. Bank Recon & Development Note 2.500% Due 03/19/2024	25,000,000.00	03/19/2019 2.53%	24,959,250.00 24,988,758.62	97.14 4.65%	24,285,750.00 72,916.67	0.20% (703,008.62)	Aaa / AAA AAA	1.38 1.33
459056HV2	Intl. Bank Recon & Development Note 1.500% Due 08/28/2024	25,000,000.00	03/19/2021 0.52%	25,832,500.00 25,440,735.29	94.59 4.62%	23,646,850.00 65,625.00	0.20% (1,793,885.29)	Aaa / AAA AAA	1.83 1.76
4581X0DZ8	Inter-American Dev Bank Note 0.500% Due 09/23/2024	50,000,000.00	09/23/2021 0.52%	49,963,000.00 49,976,638.69	92.58 4.64%	46,290,000.00 26,388.89	0.38% (3,686,638.69)	Aaa / AAA NR	1.90 1.84

INVESTMENT INVENTORY – MARKET VALUE

County of San Diego Pooled Money Fund

As of October 31, 2022

CUSIP	Security Description	Par Value/Units	Purchase Date Book Yield	Cost Value Book Value	Mkt Price Mkt YTM	Market Value Accrued Int.	% of Port. Gain/Loss	Moody/S&P Fitch	Maturity Duration
45950KCR9	International Finance Corp Note 1.375% Due 10/16/2024	25,000,000.00	10/16/2019 1.44%	24,926,750.00 24,971,333.47	93.96 4.64%	23,489,900.00 14,322.92	0.19% (1,481,433.47)	Aaa / AAA NR	1.96 1.89
45950VTV8	International Finance Corp Note 0.385% Due 11/04/2024	25,000,000.00	11/04/2020 0.39%	25,000,000.00 25,000,000.00	91.63 4.80%	22,908,525.00 47,322.92	0.19% (2,091,475.00)	Aaa / AAA NR	2.01 1.95
4581XOCM8	Inter-American Dev Bank Note 2.125% Due 01/15/2025	23,093,000.00	02/25/2021 0.54%	24,491,743.01 23,889,177.17	94.87 4.59%	21,908,860.24 144,491.62	0.18% (1,980,316.93)	Aaa / AAA AAA	2.21 2.10
45950VPR1	International Finance Corp Note 0.350% Due 02/26/2025	25,000,000.00	02/26/2021 0.40%	24,946,250.00 24,968,802.19	90.31 4.81%	22,578,350.00 15,798.61	0.19% (2,390,452.19)	Aaa / AAA NR	2.33 2.26
459058JB0	Intl. Bank Recon & Development Note 0.625% Due 04/22/2025	50,000,000.00	Various 0.69%	49,857,250.00 49,924,258.28	90.83 4.59%	45,413,550.00 7,812.50	0.38% (4,510,708.28)	Aaa / AAA NR	2.48 2.40
45818WDC7	Inter-American Dev Bank Note 0.775% Due 07/09/2025	50,000,000.00	04/09/2021 0.78%	50,000,000.00 50,000,000.00	90.40 4.61%	45,200,700.00 120,555.56	0.37% (4,799,300.00)	NR / NR NR	2.69 2.60
459058JE4	Intl. Bank Recon & Development Note 0.375% Due 07/28/2025	25,000,000.00	07/28/2020 0.40%	24,966,500.00 24,981,653.89	89.26 4.59%	22,315,375.00 24,218.75	0.18% (2,666,278.89)	Aaa / AAA AAA	2.74 2.67
45818WDP8	Inter-American Dev Bank Note 3.030% Due 08/01/2025	25,000,000.00	05/02/2022 3.03%	25,000,000.00 25,000,000.00	95.96 4.61%	23,989,550.00 189,375.00	0.20% (1,010,450.00)	NR / NR NR	2.75 2.58
459058JL8	Intl. Bank Recon & Development Note 0.500% Due 10/28/2025	44,000,000.00	Various 0.62%	43,762,370.00 43,849,004.26	88.67 4.60%	39,013,084.00 1,833.34	0.32% (4,835,920.26)	Aaa / AAA AAA	2.99 2.90
45950VPJ9	International Finance Corp Note 0.580% Due 01/15/2026	19,700,000.00	02/12/2021 0.53%	19,748,068.00 19,731,305.69	87.99 4.66%	17,334,167.90 33,643.22	0.14% (2,397,137.79)	Aaa / AAA NR	3.21 3.10
45950VPK6	International Finance Corp Note 0.450% Due 02/05/2026	25,000,000.00	02/05/2021 0.53%	24,907,500.00 24,939,616.65	87.38 4.66%	21,846,125.00 26,875.00	0.18% (3,093,491.65)	NR / NR NR	3.27 3.16
45905U5Y6	Intl. Bank Recon & Development Callable Note 1X 2/18/2022 0.600% Due 02/18/2026	75,000,000.00	02/18/2021 0.60%	74,987,500.00 74,991,751.10	87.57 4.72%	65,674,200.00 91,250.00	0.54% (9,317,551.10)	Aaa / AAA NR	3.30 3.19
45906M2P5	International Bank and Recon Callable Note Annual 6/30/2022 0.875% Due 06/30/2026	25,000,000.00	06/30/2021 0.88%	25,000,000.00 25,000,000.00	87.31 4.68%	21,826,575.00 73,524.31	0.18% (3,173,425.00)	Aaa / AAA NR	3.67 3.52
TOTAL Supranational		981,708,000.00	1.37%	990,874,935.95 984,088,342.63	4.61%	923,982,570.20 3,271,541.15	7.67% (60,105,772.43)	Aaa / AAA AAA	1.79 1.73
US Treasury									
912828P38	US Treasury Note 1.750% Due 01/31/2023	65,000,000.00	Various 2.11%	64,154,882.80 64,945,179.25	99.42 4.10%	64,619,815.00 287,466.04	0.54% (325,364.25)	Aaa / AA+ AAA	0.25 0.25

INVESTMENT INVENTORY – MARKET VALUE

County of San Diego Pooled Money Fund

As of October 31, 2022

CUSIP	Security Description	Par Value/Units	Purchase Date Book Yield	Cost Value Book Value	Mkt Price Mkt YTM	Market Value Accrued Int.	% of Port. Gain/Loss	Moody/S&P Fitch	Maturity Duration
912828Q29	US Treasury Note 1.500% Due 03/31/2023	12,000,000.00	09/16/2019 1.75%	11,895,468.76 11,987,864.02	98.85 4.31%	11,862,192.00 15,824.18	0.10% (125,672.02)	Aaa / AA+ AAA	0.41 0.41
912828S35	US Treasury Note 1.375% Due 06/30/2023	20,000,000.00	Various 1.62%	19,831,054.70 19,968,403.04	97.93 4.56%	19,586,720.00 92,663.04	0.16% (381,683.04)	Aaa / AA+ AAA	0.66 0.65
912828S92	US Treasury Note 1.250% Due 07/31/2023	20,000,000.00	Various 1.46%	19,841,796.88 19,969,396.33	97.51 4.67%	19,501,560.00 63,179.34	0.16% (467,836.33)	Aaa / AA+ AAA	0.75 0.73
912828Y61	US Treasury Note 2.750% Due 07/31/2023	5,000,000.00	10/11/2019 1.58%	5,214,453.10 5,041,995.14	98.71 4.51%	4,935,740.00 34,748.64	0.04% (106,255.14)	Aaa / AA+ AAA	0.75 0.73
912828D1	US Treasury Note 1.375% Due 08/31/2023	40,000,000.00	05/31/2019 1.96%	39,046,875.00 39,814,039.36	97.34 4.67%	38,935,920.00 94,198.90	0.32% (878,119.36)	Aaa / AA+ AAA	0.83 0.81
912828T91	US Treasury Note 1.625% Due 10/31/2023	25,000,000.00	Various 1.39%	25,234,375.01 25,056,183.96	97.05 4.67%	24,263,675.00 1,122.24	0.20% (792,508.96)	Aaa / AA+ AAA	1.00 0.97
912828S29	US Treasury Note 2.500% Due 01/31/2024	10,000,000.00	02/01/2019 2.46%	10,016,406.25 10,004,099.32	97.39 4.67%	9,739,060.00 63,179.35	0.08% (265,039.32)	Aaa / AA+ AAA	1.25 1.20
912828W71	US Treasury Note 2.125% Due 03/31/2024	15,000,000.00	04/02/2019 2.25%	14,913,281.25 14,975,481.16	96.57 4.66%	14,485,545.00 28,021.98	0.12% (489,936.16)	Aaa / AA+ AAA	1.42 1.37
912828WJ5	US Treasury Note 2.500% Due 05/15/2024	15,000,000.00	06/11/2019 1.91%	15,417,187.50 15,130,023.44	96.79 4.69%	14,517,780.00 173,233.70	0.12% (612,243.44)	Aaa / AA+ AAA	1.54 1.47
912828XX3	US Treasury Note 2.000% Due 06/30/2024	50,000,000.00	Various 1.09%	51,432,617.19 50,740,633.84	95.81 4.64%	47,904,300.00 336,956.52	0.40% (2,836,333.84)	Aaa / AA+ AAA	1.67 1.60
912828Y87	US Treasury Note 1.750% Due 07/31/2024	10,000,000.00	05/04/2020 0.34%	10,594,921.88 10,245,035.61	95.20 4.63%	9,520,310.00 44,225.54	0.08% (724,725.61)	Aaa / AA+ AAA	1.75 1.68
912828D56	US Treasury Note 2.375% Due 08/15/2024	10,000,000.00	08/29/2019 1.39%	10,471,484.38 10,169,817.60	96.14 4.65%	9,613,670.00 50,339.67	0.08% (556,147.60)	Aaa / AA+ AAA	1.79 1.72
912828Z52	US Treasury Note 1.375% Due 01/31/2025	110,000,000.00	Various 1.00%	111,622,070.34 110,902,496.97	93.45 4.47%	102,794,120.00 382,235.04	0.85% (8,108,376.97)	Aaa / AA+ AAA	2.25 2.17
912828J27	US Treasury Note 2.000% Due 02/15/2025	20,000,000.00	04/28/2020 0.37%	21,546,875.00 20,738,160.99	94.59 4.51%	18,918,760.00 84,782.61	0.16% (1,819,400.99)	Aaa / AA+ AAA	2.30 2.19
91282CDZ1	US Treasury Note 1.500% Due 02/15/2025	25,000,000.00	04/13/2022 2.49%	24,322,265.63 24,454,029.19	93.49 4.52%	23,372,075.00 79,483.70	0.19% (1,081,954.19)	Aaa / AA+ AAA	2.30 2.20
912828ZC7	US Treasury Note 1.125% Due 02/28/2025	25,000,000.00	02/25/2022 1.78%	24,521,484.38 24,629,901.48	92.63 4.49%	23,156,250.00 48,169.89	0.19% (1,473,651.48)	Aaa / AA+ AAA	2.33 2.25
912828ZF0	US Treasury Note 0.500% Due 03/31/2025	15,000,000.00	04/13/2020 0.42%	15,059,179.70 15,028,757.48	91.14 4.41%	13,670,505.00 6,593.41	0.11% (1,358,252.48)	Aaa / AA+ AAA	2.42 2.35
912828ZL7	US Treasury Note 0.375% Due 04/30/2025	15,000,000.00	06/01/2020 0.33%	15,036,328.13 15,018,447.56	90.50 4.43%	13,575,585.00 155.39	0.11% (1,442,862.56)	Aaa / AA+ AAA	2.50 2.44

INVESTMENT INVENTORY – MARKET VALUE

County of San Diego Pooled Money Fund

As of October 31, 2022

CUSIP	Security Description	Par Value/Units	Purchase Date Book Yield	Cost Value Book Value	Mkt Price Mkt YTM	Market Value Accrued Int.	% of Port. Gain/Loss	Moody/S&P Fitch	Maturity Duration
912828ZT0	US Treasury Note 0.250% Due 05/31/2025	50,000,000.00	12/10/2021	48,607,421.88	89.78	44,890,600.00	0.37%	Aaa / AA+	2.58
			1.07%	48,965,450.64	4.49%	52,595.63	(4,074,850.64)	AAA	2.52
912828ZW3	US Treasury Note 0.250% Due 06/30/2025	200,000,000.00	Various	196,323,242.19	89.67	179,336,000.00	1.48%	Aaa / AA+	2.67
				197,606,812.20	4.40%	168,478.27	(18,270,812.20)	AAA	2.60
91282CAB7	US Treasury Note 0.250% Due 07/31/2025	75,000,000.00	Various	73,400,390.62	89.26	66,946,275.00	0.55%	Aaa / AA+	2.75
				73,929,419.81	4.44%	47,384.52	(6,983,144.81)	AAA	2.68
91282CAM3	US Treasury Note 0.250% Due 09/30/2025	135,000,000.00	Various	132,286,328.14	88.73	119,791,440.00	0.99%	Aaa / AA+	2.92
				133,172,589.73	4.41%	29,670.34	(13,381,149.73)	AAA	2.84
91282CAT8	US Treasury Note 0.250% Due 10/31/2025	35,000,000.00	05/28/2021	34,362,890.63	88.33	30,914,835.00	0.26%	Aaa / AA+	3.00
				34,568,562.30	4.45%	241.71	(3,653,727.30)	AAA	2.92
91282CAZ4	US Treasury Note 0.375% Due 11/30/2025	30,000,000.00	05/28/2021	29,587,500.00	88.38	26,514,840.00	0.22%	Aaa / AA+	3.08
				29,718,237.70	4.45%	47,336.07	(3,203,397.70)	AAA	2.99
91282CBC4	US Treasury Note 0.375% Due 12/31/2025	33,000,000.00	01/27/2021	32,971,640.63	88.17	29,096,727.00	0.24%	Aaa / AA+	3.17
				32,981,776.86	4.42%	41,698.37	(3,885,049.86)	AAA	3.08
91282CBH3	US Treasury Note 0.375% Due 01/31/2026	50,000,000.00	Various	48,671,874.99	87.80	43,900,400.00	0.36%	Aaa / AA+	3.25
				49,039,162.11	4.45%	47,384.52	(5,138,762.11)	AAA	3.16
91282CBQ3	US Treasury Note 0.500% Due 02/28/2026	25,000,000.00	04/12/2021	24,554,687.50	87.91	21,976,550.00	0.18%	Aaa / AA+	3.33
				24,696,548.13	4.45%	21,408.84	(2,719,998.13)	AAA	3.23
91282CBW0	US Treasury Note 0.750% Due 04/30/2026	50,000,000.00	05/26/2021	49,945,312.50	88.20	44,097,650.00	0.36%	Aaa / AA+	3.50
				49,961,232.64	4.43%	1,035.91	(5,863,582.64)	AAA	3.38
91282CCF6	US Treasury Note 0.750% Due 05/31/2026	50,000,000.00	06/09/2021	50,015,625.00	87.97	43,984,400.00	0.36%	Aaa / AA+	3.58
				50,011,239.34	4.42%	157,786.89	(6,026,839.34)	AAA	3.45
9128286X3	US Treasury Note 2.125% Due 05/31/2026	50,000,000.00	Various	51,056,640.63	92.50	46,250,000.00	0.39%	Aaa / AA+	3.58
				50,668,984.74	4.41%	447,062.84	(4,418,984.74)	AAA	3.36
91282CCJ8	US Treasury Note 0.875% Due 06/30/2026	25,000,000.00	10/05/2021	24,924,804.69	88.16	22,039,050.00	0.18%	Aaa / AA+	3.67
				24,941,853.02	4.41%	73,709.24	(2,902,803.02)	AAA	3.52
91282CCP4	US Treasury Note 0.625% Due 07/31/2026	100,000,000.00	Various	98,006,835.88	87.09	87,093,800.00	0.72%	Aaa / AA+	3.75
				98,424,384.09	4.40%	157,948.36	(11,330,584.09)	AAA	3.62
9128282A7	US Treasury Note 1.500% Due 08/15/2026	25,000,000.00	06/16/2022	23,105,468.75	89.97	22,492,200.00	0.19%	Aaa / AA+	3.79
				23,277,359.16	4.40%	79,483.70	(785,159.16)	AAA	3.60
91282CCW9	US Treasury Note 0.750% Due 08/31/2026	25,000,000.00	09/24/2021	24,819,335.94	87.29	21,821,300.00	0.18%	Aaa / AA+	3.84
				24,859,739.72	4.39%	32,113.26	(3,038,439.72)	AAA	3.69

INVESTMENT INVENTORY – MARKET VALUE

County of San Diego Pooled Money Fund

As of October 31, 2022

CUSIP	Security Description	Par Value/Units	Purchase Date Book Yield	Cost Value Book Value	Mkt Price Mkt YTM	Market Value Accrued Int.	% of Port. Gain/Loss	Moody/S&P Fitch	Maturity Duration
91282CCZ2	US Treasury Note 0.875% Due 09/30/2026	50,000,000.00	10/13/2021 1.06%	49,564,453.13 49,656,703.54	87.53 4.37%	43,765,600.00 38,461.54	0.36% (5,891,103.54)	Aaa / AA+ AAA	3.92 3.77
91282CEW7	US Treasury Note 3.250% Due 06/30/2027	20,000,000.00	Various 4.05%	19,316,406.23 19,329,597.03	95.66 4.29%	19,131,240.00 219,021.74	0.16% (198,357.03)	Aaa / AA+ AAA	4.67 4.22
TOTAL US Treasury		1,535,000,000.00	1.14%	1,521,693,867.21 1,524,629,598.50	4.44%	1,399,016,489.00 3,549,400.93	11.59% (125,613,109.50)	Aaa / AA+ AAA	2.61 2.52
TOTAL PORTFOLIO		12,631,681,642.49	2.22%	12,606,274,138.36 12,608,020,020.63	4.49%	12,054,827,934.67 41,877,545.12	100.00% (553,192,085.96)	Aaa / AA+ AAA	1.59 1.39
TOTAL MARKET VALUE PLUS ACCRUALS						12,096,705,479.79			

TRANSACTION ACTIVITY REPORT

County of San Diego Pooled Money Fund As of October 31, 2022

Transaction Type	Settlement Date	CUSIP	Quantity	Security Description	Price	Acq/Disp Yield	Amount	Interest Pur/Sold	Total Amount	Gain/Loss
ACQUISITIONS										
Purchase	10/03/2022	09659CK49	375,000,000.00	BNP Paribas Discount CP 3.05% Due: 10/04/2022	99.992	3.09%	374,968,229.17	0.00	374,968,229.17	0.00
Purchase	10/03/2022	89115BXS4	50,000,000.00	Toronto Dominion Bank Yankee CD 3.5% Due: 12/21/2022	100.000	3.50%	50,000,000.00	0.00	50,000,000.00	0.00
Purchase	10/03/2022	90CAMP\$00	536,479.78	California Asset Mgmt Program CAMP	1.000	2.61%	536,479.78	0.00	536,479.78	0.00
Purchase	10/04/2022	06367CY50	100,000,000.00	Bank of Montreal Chicago Yankee CD 3.57% Due: 12/21/2022	100.000	3.57%	100,000,000.00	0.00	100,000,000.00	0.00
Purchase	10/04/2022	06367CY68	60,000,000.00	Bank of Montreal Chicago Yankee CD 3.64% Due: 12/30/2022	100.000	3.64%	60,000,000.00	0.00	60,000,000.00	0.00
Purchase	10/04/2022	09659CK56	425,000,000.00	BNP Paribas Discount CP 3.05% Due: 10/05/2022	99.992	3.09%	424,963,993.06	0.00	424,963,993.06	0.00
Purchase	10/04/2022	13606KNR3	200,000,000.00	Canadian Imperial Bank Yankee CD 4.66% Due: 07/05/2023	100.000	4.66%	200,000,000.00	0.00	200,000,000.00	0.00
Purchase	10/04/2022	21687BRK9	130,000,000.00	Rabobank Nederland NV NY Discount CP 4.25% Due: 04/19/2023	97.674	4.40%	126,976,597.22	0.00	126,976,597.22	0.00
Purchase	10/05/2022	09659CK64	250,000,000.00	BNP Paribas Discount CP 3.05% Due: 10/06/2022	99.992	3.09%	249,978,819.44	0.00	249,978,819.44	0.00
Purchase	10/05/2022	63873KK63	100,000,000.00	Natixis NY Branch Discount CP 3.05% Due: 10/06/2022	99.992	3.09%	99,991,527.78	0.00	99,991,527.78	0.00
Purchase	10/05/2022	90CAMP\$00	84,000,000.00	California Asset Mgmt Program CAMP	1.000	2.61%	84,000,000.00	0.00	84,000,000.00	0.00
Purchase	10/06/2022	09659CK72	250,000,000.00	BNP Paribas Discount CP 3.05% Due: 10/07/2022	99.992	3.09%	249,978,819.44	0.00	249,978,819.44	0.00
Purchase	10/06/2022	21687BK75	88,000,000.00	Rabobank Nederland NV NY Discount CP 3.05% Due: 10/07/2022	99.992	3.09%	87,992,544.44	0.00	87,992,544.44	0.00
Purchase	10/07/2022	90CAMP\$00	99,000,000.00	California Asset Mgmt Program CAMP	1.000	2.61%	99,000,000.00	0.00	99,000,000.00	0.00
Purchase	10/07/2022	90CAMP\$00	99,000,000.00	California Asset Mgmt Program CAMP	1.000	2.61%	99,000,000.00	0.00	99,000,000.00	0.00
Purchase	10/07/2022	90CAMP\$00	99,000,000.00	California Asset Mgmt Program CAMP	1.000	2.61%	99,000,000.00	0.00	99,000,000.00	0.00
Purchase	10/07/2022	90CAMP\$00	10,000,000.00	California Asset Mgmt Program CAMP	1.000	2.61%	10,000,000.00	0.00	10,000,000.00	0.00
Purchase	10/11/2022	90291UAC6	40,000,000.00	USAA Auto Owner Trust 22-A A3 4.86% Due: 11/16/2026	99.995	4.91%	39,998,104.00	0.00	39,998,104.00	0.00
Purchase	10/12/2022	31422XK92	25,000,000.00	FAMCA Callable Note S/A 10/12/2023 5.125% Due: 10/12/2027	100.000	5.13%	25,000,000.00	0.00	25,000,000.00	0.00

TRANSACTION ACTIVITY REPORT

County of San Diego Pooled Money Fund As of October 31, 2022

Transaction Type	Settlement Date	CUSIP	Quantity	Security Description	Price	Acq/Disp Yield	Amount	Interest Pur/Sold	Total Amount	Gain/Loss
Purchase	10/12/2022	36265QAD8	35,500,000.00	GM Financial Securitized 22-4 A3 4.82% Due: 08/16/2027	99.984	4.88%	35,494,181.55	0.00	35,494,181.55	0.00
Purchase	10/12/2022	63873KNX1	105,000,000.00	Natixis NY Branch Discount CP 4.25% Due: 01/31/2023	98.690	4.37%	103,624,062.50	0.00	103,624,062.50	0.00
Purchase	10/12/2022	90CAMP\$00	55,000,000.00	California Asset Mgmt Program CAMP	1.000	2.61%	55,000,000.00	0.00	55,000,000.00	0.00
Purchase	10/13/2022	63873KNL7	45,000,000.00	Natixis NY Branch Discount CP 4.15% Due: 01/20/2023	98.859	4.26%	44,486,437.50	0.00	44,486,437.50	0.00
Purchase	10/17/2022	63873KN60	40,000,000.00	Natixis NY Branch Discount CP 4.21% Due: 01/06/2023	99.053	4.31%	39,621,100.00	0.00	39,621,100.00	0.00
Purchase	10/17/2022	63873KN94	16,000,000.00	Natixis NY Branch Discount CP 4.21% Due: 01/09/2023	99.018	4.31%	15,842,826.67	0.00	15,842,826.67	0.00
Purchase	10/17/2022	90CAMP\$00	35,000,000.00	California Asset Mgmt Program CAMP	1.000	2.61%	35,000,000.00	0.00	35,000,000.00	0.00
Purchase	10/18/2022	63873KNR4	90,000,000.00	Natixis NY Branch Discount CP 4.32% Due: 01/25/2023	98.812	4.43%	88,930,800.00	0.00	88,930,800.00	0.00
Purchase	10/19/2022	47800BAC2	23,500,000.00	John Deere Owner Trust 2022-C A3 5.09% Due: 06/15/2027	99.992	5.15%	23,498,176.40	0.00	23,498,176.40	0.00
Purchase	10/19/2022	87019WFA8	32,000,000.00	SWEDBANK Yankee CD 3.71% Due: 12/16/2022	100.000	3.71%	32,000,000.00	0.00	32,000,000.00	0.00
Purchase	10/20/2022	4497W1P34	12,000,000.00	ING Funding Discount CP 4.45% Due: 02/03/2023	98.690	4.57%	11,842,766.67	0.00	11,842,766.67	0.00
Purchase	10/21/2022	63873KNP8	25,000,000.00	Natixis NY Branch Discount CP 4.44% Due: 01/23/2023	98.841	4.55%	24,710,166.67	0.00	24,710,166.67	0.00
Purchase	10/21/2022	89115B4K3	50,000,000.00	Toronto Dominion Bank Yankee CD 5.34% Due: 07/05/2023	100.000	5.34%	50,000,000.00	0.00	50,000,000.00	0.00
Purchase	10/24/2022	06417MJ55	61,000,000.00	Bank of Nova Scotia Houston Yankee CD 5.05% Due: 04/19/2023	100.000	5.05%	61,000,000.00	0.00	61,000,000.00	0.00
Purchase	10/25/2022	89115B5P1	44,000,000.00	Toronto Dominion Bank Yankee CD 5.09% Due: 04/19/2023	100.000	5.09%	44,000,000.00	0.00	44,000,000.00	0.00
Purchase	10/26/2022	13606KPP5	40,000,000.00	Canadian Imperial Bank Yankee CD 5.25% Due: 07/05/2023	100.000	5.25%	40,000,000.00	0.00	40,000,000.00	0.00
Purchase	10/27/2022	13606KPR1	200,000,000.00	Canadian Imperial Bank Yankee CD 5.23% Due: 06/29/2023	100.000	5.23%	200,000,000.00	0.00	200,000,000.00	0.00
Purchase	10/27/2022	63873KS16	97,000,000.00	Natixis NY Branch Discount CP 4.96% Due: 05/01/2023	97.437	5.16%	94,514,213.33	0.00	94,514,213.33	0.00

TRANSACTION ACTIVITY REPORT

County of San Diego Pooled Money Fund As of October 31, 2022

Transaction Type	Settlement Date	CUSIP	Quantity	Security Description	Price	Acq/Disp Yield	Amount	Interest Pur/Sold	Total Amount	Gain/Loss
Purchase	10/27/2022	89115B6X3	150,000,000.00	Toronto Dominion Bank Yankee CD 5.23% Due: 07/03/2023	100.000	5.23%	150,000,000.00	0.00	150,000,000.00	0.00
Purchase	10/28/2022	63873KS24	26,000,000.00	Natixis NY Branch 5% Due: 05/02/2023	97.417	5.20%	25,328,333.33	0.00	25,328,333.33	0.00
Purchase	10/31/2022	57582RK96	6,710,000.00	Massachusetts ST STE-GO 0.986% Due: 11/01/2026	86.789	4.64%	5,823,541.90	33,080.30	5,856,622.20	0.00
Purchase	10/31/2022	89115BBF6	15,000,000.00	Toronto Dominion Bank Yankee CD 5.18% Due: 05/10/2023	100.000	5.18%	15,000,000.00	0.00	15,000,000.00	0.00
Purchase	10/31/2022	90LAIF\$00	7.07	Local Agency Investment Fund State Pool	1.000	1.84%	7.07	0.00	7.07	0.00
Subtotal			3,688,246,486.85				3,677,101,727.92	33,080.30	3,677,134,808.22	0.00
TOTAL ACQUISITIONS			3,688,246,486.85				3,677,101,727.92	33,080.30	3,677,134,808.22	0.00
DISPOSITIONS										
Sale	10/03/2022	90CAMP\$00	452,000,000.00	California Asset Mgmt Program CAMP	1.000	2.61%	452,000,000.00	0.00	452,000,000.00	0.00
Sale	10/11/2022	90CAMP\$00	22,000,000.00	California Asset Mgmt Program CAMP	1.000	2.61%	22,000,000.00	0.00	22,000,000.00	0.00
Sale	10/13/2022	90CAMP\$00	41,000,000.00	California Asset Mgmt Program CAMP	1.000	2.61%	41,000,000.00	0.00	41,000,000.00	0.00
Sale	10/14/2022	90CAMP\$00	44,000,000.00	California Asset Mgmt Program CAMP	1.000	2.61%	44,000,000.00	0.00	44,000,000.00	0.00
Subtotal			559,000,000.00				559,000,000.00	0.00	559,000,000.00	0.00
Maturity	10/03/2022	13606KFZ4	75,000,000.00	Canadian Imperial Bank Yankee CD 1.49% Due: 10/03/2022	100.000		75,000,000.00	555,645.83	75,555,645.83	0.00
Maturity	10/04/2022	09659CK49	375,000,000.00	BNP Paribas Discount CP 3.05% Due: 10/04/2022	99.992		375,000,000.00	0.00	375,000,000.00	0.00
Maturity	10/05/2022	09659CK56	425,000,000.00	BNP Paribas Discount CP 3.05% Due: 10/05/2022	99.992		425,000,000.00	0.00	425,000,000.00	0.00

TRANSACTION ACTIVITY REPORT

County of San Diego Pooled Money Fund

As of October 31, 2022

Transaction Type	Settlement Date	CUSIP	Quantity	Security Description	Price	Acq/Disp Yield	Amount	Interest Pur/Sold	Total Amount	Gain/Loss
Maturity	10/06/2022	09659CK64	250,000,000.00	BNP Paribas Discount CP 3.05% Due: 10/06/2022	99.992		250,000,000.00	0.00	250,000,000.00	0.00
Maturity	10/06/2022	63873KK63	100,000,000.00	Natixis NY Branch Discount CP 3.05% Due: 10/06/2022	99.992		100,000,000.00	0.00	100,000,000.00	0.00
Maturity	10/07/2022	09659CK72	250,000,000.00	BNP Paribas Discount CP 3.05% Due: 10/07/2022	99.992		250,000,000.00	0.00	250,000,000.00	0.00
Maturity	10/07/2022	13606KFY7	70,000,000.00	Canadian Imperial Bank Yankee CD 1.09% Due: 10/07/2022	100.000		70,000,000.00	533,750.00	70,533,750.00	0.00
Maturity	10/07/2022	21687BK75	88,000,000.00	Rabobank Nederland NV NY Discount CP 3.05% Due: 10/07/2022	99.992		88,000,000.00	0.00	88,000,000.00	0.00
Maturity	10/11/2022	3133EKY91	10,000,000.00	FFCB Note 1.375% Due: 10/11/2022	100.000		10,000,000.00	0.00	10,000,000.00	0.00
Maturity	10/14/2022	13606KGA8	40,000,000.00	Canadian Imperial Bank Yankee CD 1.5% Due: 10/14/2022	100.000		40,000,000.00	316,666.68	40,316,666.68	0.00
Maturity	10/28/2022	78012U3K9	25,000,000.00	Royal Bank of Canada Yankee CD 0.77% Due: 10/28/2022	100.000		25,000,000.00	144,375.00	25,144,375.00	0.00
Maturity	10/31/2022	13606KGB6	100,000,000.00	Canadian Imperial Bank Yankee CD 1.5% Due: 10/31/2022	100.000		100,000,000.00	862,500.00	100,862,500.00	0.00
Maturity	10/31/2022	13606KGE0	80,000,000.00	Canadian Imperial Bank Yankee CD 1.64% Due: 10/31/2022	100.000		80,000,000.00	739,822.24	80,739,822.24	0.00
Maturity	10/31/2022	22533UKX0	40,000,000.00	Credit Agricole CIB Discount CP 2.68% Due: 10/31/2022	99.531		40,000,000.00	0.00	40,000,000.00	0.00
Maturity	10/31/2022	45685RKX4	50,000,000.00	ING (US) Funding LLC Discount CP 1.77% Due: 10/31/2022	99.086		50,000,000.00	0.00	50,000,000.00	0.00
Maturity	10/31/2022	46640QKX8	25,000,000.00	JP Morgan Discount CP 1.03% Due: 10/31/2022	99.285		25,000,000.00	0.00	25,000,000.00	0.00
Subtotal			2,003,000,000.00				2,003,000,000.00	3,152,759.75	2,006,152,759.75	0.00
TOTAL DISPOSITIONS			2,562,000,000.00				2,562,000,000.00	3,152,759.75	2,565,152,759.75	0.00

CONTACT US



Dan McAllister

**San Diego County
Treasurer-Tax Collector**

San Diego County Administration Center

1600 Pacific Highway

San Diego, CA 92101

Telephone: 877-829-4732

Website: www.sdttc.com